

COSUPER



Suzhou Cosuper Energy Technology Co., Ltd
www.cosuper.com
Suzhou, China
No. 536, Fangqiao Road, Suxiang Cooperation Zone
+86 0512 68638910
info@cosuper.com

Details Provided About The Properties And Usability Of The Products Are Purely For Information Purposes And Do Not Constitute A Guarantee Of These Characteristics. The Extent Of Goods Delivered Is Determined By The Subject Matter Of The Specific Contract. No Liability Accepted For Errors Or Omissions. Subject To Alterations. © 2026 Cosuper

www.cosuper.com

@cosuper.com All Rights Reserved

COSUPER



COSUPER PRODUCTS & SOLUTIONS

www.cosuper.com

Global Independent Energy Storage Solutions Provider



Directory

Brand Section

Company Profile	004
Brand Advantages	006
Honors and Qualifications	006
Global Strategy	008
Mission and Pursuit	008

Product Section

Home Energy Storage

012

ALL-IN-ONE Energy Storage System	
OFF-GRID Energy Storage System	
Lithium Battery	
Off Grid Solar Inverter	

MICROGRID-PV-STORAGE-DIESEL Charging System

028

ESS -50	
ESS -112	
ESS -261	

Portable Energy Storage

038

SP / NE / NP Series	
---------------------	--

Vehicle-mounted Energy Storage

044

RV Solutions	
Bypass Inverter	
High - Frequency Charging and Inverting Integrated Machine	
Solar Panel	
MPPT Solar Charge Controller	
DCDC + MPPT Charging Controller	
Vehicle-mounted Three-in-one Charger	
Vehicle-mounted bidirectional charger	
RV Central Control System	
Vehicle-mounted Multi-circuit Fuse Box	
12V/48V Lithium Battery	

Low-speed Vehicle Battery Pack

076

Vehicle-mounted Lithium Iron Phosphate Battery Pack	
---	--

Low-speed Vehicle Charger

078

Marine Solutions	
Special Application Solutions	

Case Section

086

Home Energy Storage Application Cases	
PV-Storage-Diesel Energy Storage Application Cases	
Vehicle-mounted Energy Storage Application Cases	



About COSUPER Energy

Pioneering Independent Storage Solutions Since 2014

COSUPER is a high-tech enterprise dedicated to full-chain independent energy storage solutions. We specialize in **residential storage, PV-storage-diesel microgrids, vehicle-mounted systems, and mobile energy storage**, serving over **50 countries** worldwide. The core products are widely recognized in markets for high adaptability and stability.

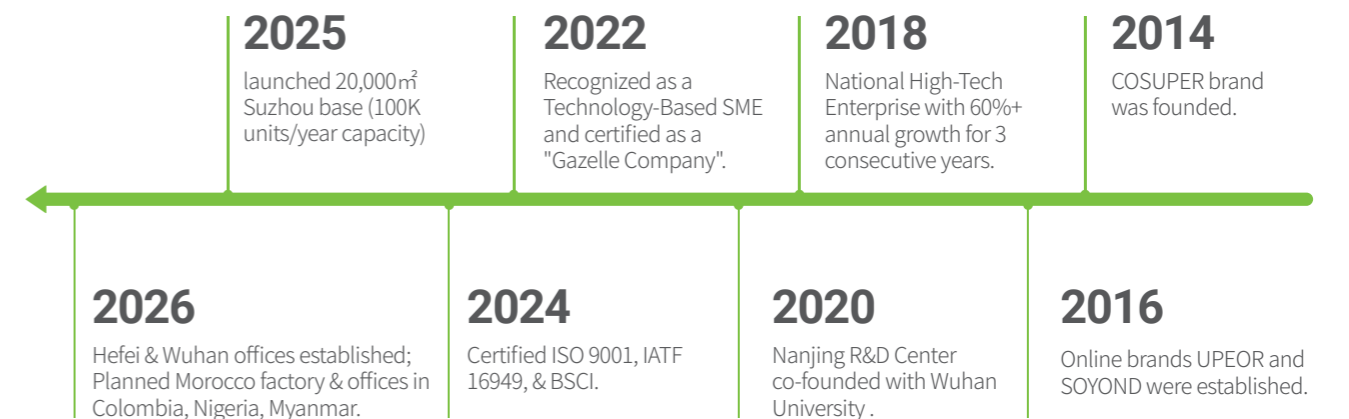
Driven by Innovation & Quality

- R&D Power: Our team makes up 30%+ of our workforce, holding 80+ patents.
- Recognized Excellence: A National "Specialized & New" and "Gazelle" enterprise.
- Global Standards: Certified by ISO9001, IATF16949, and BSCI, with products holding 20+ international certifications such as CE, ETL, UN38.3, etc.
- Core Autonomy: 80% of core components are self-developed.

Smart Manufacturing

Our new **20,000 m² intelligent base** features fully automated lines and **automotive-grade quality control**. Driven by **"Technology + Smart Manufacturing,"** COSUPER is committed to becoming the global benchmark for energy storage, powering a sustainable future.

Milestones



Brand Advantages

With consumers' needs as the goal, we follow the idea of "researching one generation, reserving one generation, and mass - producing one generation", strengthen technology decomposition and R & D capabilities, and quickly promote the engineering, productization and marketization of technologies. We keep getting closer to users, and our company's technical products and solutions have unique advantages, providing consumers with high - quality products and continuously bringing surprises to users.

30%

R&D Intensity

80+

Intellectual property and patents.

All-Scenario Solutions

Residential | C&I | RV | Portable

Scalable Manufacturing

20,000 m² Suzhou Base
100K Units/Year Capacity.

End-to-End Care Worry-Free


Consulting · Design
Delivery · Long-term O&M



Quality




Testing



Manufacturing



After - sales



Design



R&D

Honorary Qualifications

Intellectual property rights are the core asset of COSUPER Energy, a vital manifestation of innovation capability, and also a barrier for independent innovation. We actively conduct all - round layout and protection of the intellectual property system, publicize and increase the value of intellectual property rights through branding, and promote innovation through intellectual property protection.



- Utility model patents: 40 +



- Invention patents: 20 +



- Enterprise certification certificates: 10 +



- Foreign patents: 10 +

Global Strategy

COSUPER Energy has 4 major business segments: residential storage, PV-storage-diesel microgrids, vehicle-mounted systems, and mobile energy storage.

It covers the entire process from energy harvesting and storage to utilization. Through the supply of green technologies and products, and the promotion of the concept of green energy, it helps green energy be widely used worldwide, striving to cool the Earth by 1°C and promoting the sustainable development of humanity.

Mission and Pursuit

By leveraging the strength of the collaborative innovation team and focusing on improving technical quality, we continuously open up market space, efficiently meet customer needs, and create a large - value cycle ecosystem.

Driving COSUPER Energy to move towards the world and become a benchmark enterprise in the global independent energy storage system field.

Mission | Lead and create energy storage to build a low - carbon life.

Vision | Global independent energy storage solution provider.

Values | Collaboration, innovation, efficiency, and focus.

Cumulative green power generation (10,000 kWh)

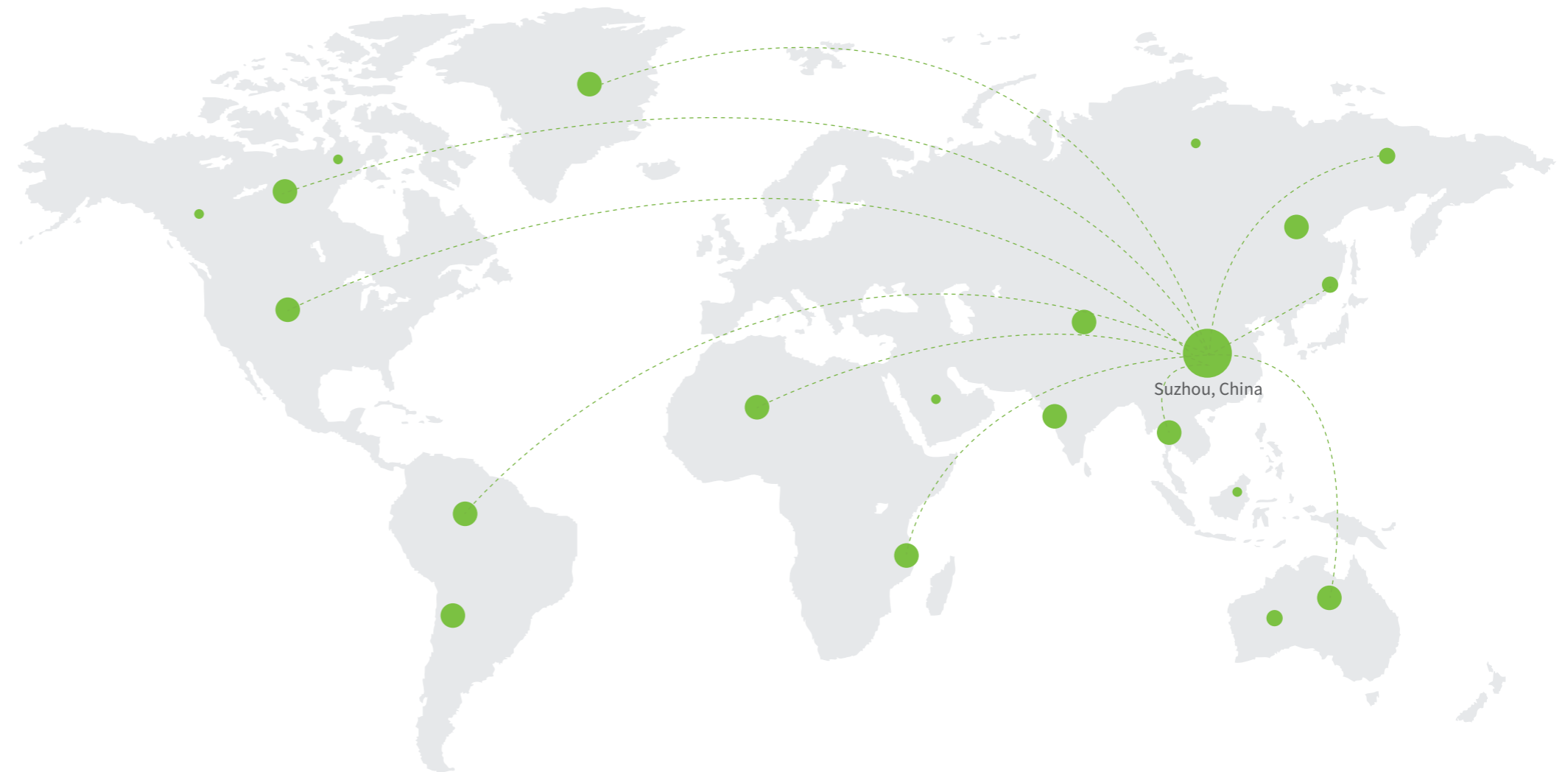
1500+

Equivalent CO2 emission reduction (10,000 tons)

30+

Equivalent number of trees planted (10,000 trees)

7.7+



Product



Home Energy Storage



PV-ESS-Diesel Energy Storage



Portable Energy Storage



Vehicle-mounted Energy Storage



Product > Independent Energy Storage System



Photovoltaic Energy Storage



All-in-one Inverter



Lithium Battery Pack



Independent Energy Storage System

The household off-grid energy storage system differs from grid-connected solar systems. Grid-connected systems feed electricity back to the grid, while off-grid household energy storage systems function when grid supply fails or becomes unstable. Its core component is a photovoltaic inverter, which is paired with energy storage lithium batteries as the system's backup power source to provide continuous and stable power supply during grid failures.

Multiple Safety Guarantees

- Multiple Safety Guarantees. The most basic protection: Provides full safety protection from installation to use.
- Equipped with a battery management system; standard devices enable intelligent maintenance for worry-free use.

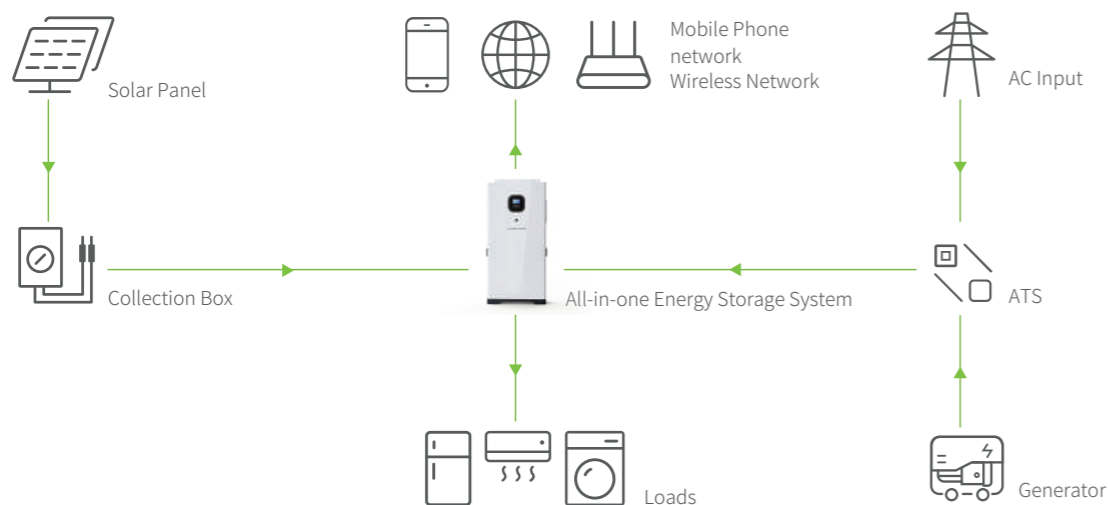
Intelligent Operation and Maintenance

- The system can be monitored via mobile phone APP for real-time data display, intelligent abnormal alarms, and remote management.
- Features full-life-cycle management and early-warning strategies, greatly reducing usage barriers.

Modular Design

- Flexibly adapts to different spatial layouts, supports plug-in-level replacement, and enables convenient maintenance/installation; also compatible with future technology upgrades.
- Modules serve as collection units, enabling easy access/withdrawal, and system structure can be upgraded/optimized in the future.

Schematic Diagram For All in One Energy Storage System



Full-scenario Solution for Home Energy Storage


COSUPER Off-Grid Solar Solutions: Power Wherever You Are.


Seamlessly integrating high-performance batteries with advanced solar inverters, our systems deliver reliable, independent electricity tailored to any environment—from remote homes to critical industrial sites."





BES Series ALL-IN-ONE ENERGY STORAGE SYSTEM





- 

Supports high PV voltage input (60 - 500V)
- 

Supports parallel expansion
- 

27A Max PV input current
- 

WIFI connection, APP monitoring
- 

Supports up to 12 units in parallel
- 

Lithium iron phosphate battery, safer







BES Series Product Introduction

Model	BES6200 - 248 - 5KWH	BES6200 - 248 - 10KWH	BES11000 - 248 - 10KWH	BES11000 - 248 - 16KWH
Load power	6200W	6200W	11000W	11000W
Total Energy(Wh)	5120WH	10240WH		16076WH
Number of parallel	Up to 12 in parallel (Parallel up to 380VAC output)		Up to 6in parallel (Parallel up to 380VAC output)	
Solar Input				
Maximum PV Open - circuit Voltage	500VDC			
PV Working Voltage range	60 - 500VDC			
MPPT Voltage Range	60 - 450VDC			
Maximum PV Input Current(A)	27		18*2	
Maximum PV Input Power(W)	6500W		5500W*2	
Maximum PV Charging Current(A)	100A		160A	
Number of MPPT interface	2 way			
AC Input				
Rated input Voltage	230VAC			
Input Voltage Range	UPS Mains Mode:170 - 280VAC±2% / APL Generator Mode:90 - 280V±2%			
Frequency	50Hz/60Hz(Automatic Detection)			
Mains Charging Efficiency	>95%			
AC Output				
Output Voltage Waveform	Pure Sine Wave			
Rated Output Voltage(VAC)	230VAC (Parallel output up to 380VAC)			
Rated Output Power(W)	6200W		11000W	
Peak Power(W)	12400W		22000W	
Output Frequency Range(Hz)	50Hz±0.3Hz/60Hz±0.3Hz			
Maximum Efficiency	>93%			
Switch Time(Bypass And Inverter)	10ms(Typical Value)			
Maximum Bypass Overload Current	40A			
Protection	Over Voltage, Low Voltage, Over Current, Over Temperature, Low Temperature, Short Circuit			
General Parameters				
Communication Protocol	RS232 Protocol			
IP level	IP65			
Certificate	CE(IEC62109 - 1)			
EMC Certification Level	EB61000,C2			
Operating Temperature(°C)	-10 - 55°C			
Storage Temperature(°C)	-25 -60°C			
Humidity Range	5% to 95%(Conformal Coating Protection)			
Dimension(W*D*H, mm)	565*200*1045	560*200*1160	635*200*1200	635*200*1500
Weight (kg)	70.4KG	111KG	120KG	160KG
Optional Configuration	WIFI module			
Standard Configuration	PV input line speed (1 m) AC output/input line speed(1 m)			

Stackable Series OFF-GRID ENERGY STORAGE SYSTEM



- 
 Lithium iron phosphate battery, safer
- 
 Supports up to 15 units in parallel
- 
 Plug and play
- 
 MPPT Efficiency max 99%




Stackable Series Product Introduction

MODEL	ES5.12
Rated Voltage	51.2Vdc
Number of battery strings	16strings
Rated Capacity	100Ah
Rated Energy	5120Wh
Number of parallel machines	15parallel
Cell Type	LiFePO4
Charge and discharge parameters	
Over - charge Protection Voltage	58.4Vdc
Over - discharge Protection Voltage	43.2Vdc
Rated Charge Current @RT	50A
Max Charge Current@RT	100A
Over Charge Protection Release	Discharge/Voltage recovery
Operating Temp Range	discharge (-20~55°C), charge (0~55°C)
Output Voltage Range	43.2 - 58Vdc
Rated Discharge Current @RT	100A
Max Discharge Current@RT	105A
Over Discharge Protection Release	Charging/Voltage recovery
Battery protection parameters	
Over - charge protection	3700mV@1s
Over - charge protection release	3380mV
Over - charge release method	Cell 3380mV or Discharge
Over - discharge protection	2800mV@5s
Over - discharge protection release	2700mV
Over - discharge release method	Cell 2950mV or Charging
Over current protection (CHG)	110A@1s/210A@3s
Over current protection (DISCHG)	150A@20ms/210A@3ms
Over current release method (CHG)	Remove the charger
Over current release method (DISCHG)	Cut off loads
Over temperature	Protection @70°C/Protection Release@50°C
Over temperature	Protection @85°C/Protection Release@64°C
Parameters	
Communication	CAN/RS485
IP level	IP30
Operating Temperature Range	discharge (-20~55°C), charge (0~55°C)
Storage Temperature	-15°C to 60°C
Standard Configuration	PV input line speed (1 m)
Dimension(unit) L*W*H(mm)	635*480*180
Weight (N.W.)	48kgs

Models	SIF6000 - 24812H	SIF11K - 24816H
Rated load power	6000W	11000W
Parallel Function	≤12 units in parallel, Parallel output380AC	≤6 units in parallel, Parallel output380AC
MAX PV Array Power	6500W	5500W*2=11KW
MPPT input interface	2way	
Battery rated voltage	48VDC	48VDC
Lithium battery activation	Mains&Photovoltaic charging activation	
AC INPUT		
Voltage	230VAC	
Selectable Voltage Range	170 - 280VAC (PC)/90 - 280VAC (Home Appliances)	
Frequency Range	50Hz / 60Hz (Auto detection)	
AC OUTPUT		
AC Voltage Regulation (Batt.Mode)	230VAC±5%	
Surge power	12000W	22000W
Transfer Time	10ms (PC) /20ms (Home Appliances)	
BATTERY & AC CHARGER		
Battery Voltage	48VDC	48VDC
Floating Charge Voltage	54VDC	54VDC
Overcharge Protection	61VDC	61VDC
Maximum charge current	80A	120A
SOLAR CHARGER		
MAX PV Array Power	6500W	5500W*2=11KW
MPPT Range@Operating Voltage	55 - 450VDC	
Maximum PV Array Open Circuit Voltage	500VDC	
Maximum Charging Current	120A	160A
Maximum Efficiency	99%	
Parameter		
Communication	RS485	
IP level	IP20	
Certificate	CE	
Operating Temperature	-10°C to 55°C	
Storage Temperature	-15°C to 60°C	
Dimension.D*WH(mm)	450*300*130	
Net Weight (kgs)	9.6	
Optional Configuration	WIFI module	

- The ES series stackable lithium batteries are new products developed for household energy storage systems.
- They feature integration, miniaturization, lightweight, intelligence and standardization.
- The batteries have high safety and a long service life, and are widely used in fields such as indoor distribution stations, integrated base stations, household photovoltaic energy storage, and distributed power supply.

Rack-mount Series OFF-GRID ENERGY STORAGE SYSTEM



Lithium iron phosphate battery, safer



Scalable up to 66 kW, 76.8 kWh



Plug and play



Supports high PV voltage input (60 - 450V)



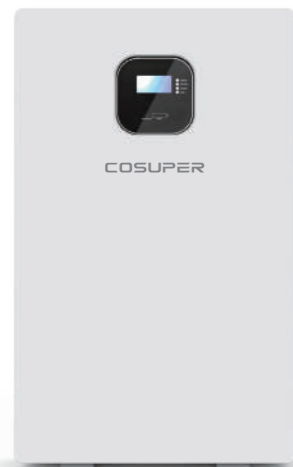
Rack-mount Series Product Introduction

MODEL	ES5.12
Rated Voltage	51.2Vdc
Number of battery strings	16strings
Rated Capacity	100Ah
Rated Energy	5120Wh
Number of parallel machines	15parallel
Cell Type	LiFePO4
Charge and discharge parameters	
Over - charge Protection Voltage	58.4Vdc
Over - discharge Protection Voltage	43.2Vdc
Rated Charge Current @RT	50A
Max Charge Current@RT	100A
Over Charge Protection Release	Discharge/Voltage recovery
Operating Temp Range	discharge (-20~55°C), charge (0~55°C)
Output Voltage Range	43.2 - 58Vdc
Rated Discharge Current @RT	100A
Max Discharge Current@RT	105A
Over Discharge Protection Release	Charging/Voltage recovery
Battery protection parameters	
Over - charge protection	3700mV@1s
Over - charge protection release	3380mV
Over - charge release method	Cell 3380mV or Discharge
Over - discharge protection	2800mV@5s
Over - discharge protection release	2700mV
Over - discharge release method	Cell 2950mV or Charging
Over current protection (CHG)	110A@1s/210A@3s
Over current protection (DISCHG)	150A@20ms/210A@3ms
Over current release method (CHG)	Remove the charger
Over current release method (DISCHG)	Cut off loads
Over temperature	Protection @70°C/Protection Release@50°C
Over temperature	Protection @85°C/Protection Release@64°C
Parameters	
Communication	CAN/RS485
IP level	IP30
Operating Temperature Range	discharge (-20~55°C), charge (0~55°C)
Storage Temperature	-15°C to 60°C
Standard Configuration	PV input line speed (1 m)
Dimension(unit) L*W*H(mm)	635*480*180
Weight (N.W.)	48kgs

Models	SIF6000 - 24812H
Rated load power	6000W
parallel function	≤12 units in parallel, Parallel output 380AC
MAX PV Array Power	6500W
MPPT input interface	2way
Battery rated voltage	48VDC
Lithium battery activation	Mains&Photovoltaic charging activation
AC INPUT	
Voltage	230VAC
Selectable Voltage Range	170 - 280VAC (PC)/90 - 280VAC (Home Appliances)
Frequency Range	50Hz / 60Hz (Auto detection)
AC OUTPUT	
AC Voltage Regulation (Batt.Mode)	230VAC±5%
Surge power	12000W
Transfer Time	10ms (PC)/20ms (Home Appliances)
BATTERY & AC CHARGER	
Battery Voltage	48VDC
Floating Charge Voltage	54VDC
Overcharge Protection	61VDC
Maximum charge current	80A
SOLAR CHARGER	
MAX PV Array Power	6500W
MPPT Range@Operating Voltage	55 - 450VDC
Maximum PV Array Open Circuit Voltage	500VDC
Maximum Charging Current	120A
Maximum Efficiency	99%
Parameter	
Communication	RS485
IP level	IP20
Certificate	CE
Operating Temperature	-10°C to 55°C
Storage Temperature	-15°C to 60°C
Dimension.D*W*H(mm)	450*300*130
Net Weight (kgs)	9.6
Optional Configuration	WiFi module

- Automatic DC/AC power switching: Millisecond-level switching, supporting Uninterruptible Power Supply (UPS) and 7×24-hour uninterrupted power supply.
- System integration: Maximum Power Point Tracking (MPPT) charger controller + lithium battery pack with Battery Management System (BMS) + inverter + battery management system, featuring energy management and energy efficiency management functions.
- Solar energy adaptation: Connected to solar panels to store solar energy during the day; the stored electricity is used before sunrise in the early morning or after sunset in the evening.

ES Series WALL MOUNTED LITHIUM BATTERY



Lithium iron phosphate battery, safer



Supports up to 15 units in parallel



0.5C charging
1C discharging



Max
6000 cycles



ES Series Product Introduction

MODEL	ES5.12	ES10.24
Rated Voltage	51.2Vdc	
Number of battery strings	16strings	
Rated Capacity	100Ah	200Ah
Rated Energy	5120Wh	10240Wh
Number of parallel machines	15parallel	
Cell Type	LiFePO4	
Charge and discharge parameters		
Over-charge Protection Voltage	58.4Vdc	
Over-discharge Protection Voltage	43.2Vdc	
Rated Charge Current@RT	50A	100A
Max Charge Current@RT	100A	200A
Over Charge Protection Release	Discharge/Voltage recovery	
Operating Temp Range	discharge (-20~55°C) , charge (0~55°C)	
Output Voltage Range	43.2 - 58Vdc	
Rated Discharge Current@RT	100A	200A
Max Discharge Current@RT	105A	210A
Over Discharge Protection Release	Charging/Voltage recovery	
Battery protection parameters		
Over-charge protection	3700mV@1s	
Over-charge protection release	3380mV	
Over-charge release method	Cell 3380mV or Discharge	
Over-discharge protection	2800mV@5s	
Over-discharge protection release	2700mV	
Over-discharge release method	Cell 2950mV or Charging	
Over current protection (CHG)	110A@1s/210A@3s	
Over current protection (DISCHG)	150A@20ms/210A@3ms	
Over current release method (CHG)	Remove the charger	
Over current release method (DISCHG)	Cut off loads	
Over temperature - Protection	Protection@70°C/Protection Release@50°C	
Over temperature - Protection	Protection@85°C/Protection Release@64°C	
Parameters		
Communication	CAN/RS485	
IP level	IP30	
Operating Temperature Range	discharge (-20~55°C) , charge (0~55°C)	
Storage Temperature	-15°C to 60°C	
Standard Configuration	PV input line speed (1 m)	
Dimension(unit) L*W*H(mm)	635*480*180	1014*620*216
Weight (N.W.)	48kgs	95kgs

W48 Series Floor-Standing Lithium-Ion Battery



Lithium iron phosphate battery, safer



Supports up to 15 units in parallel



Max. discharge: 200 A



Max 12000 cycles



W48 Series Product Introduction

MODEL	W48-200L	W48-314L
Rated Voltage	51.2Vdc	51.2Vdc
Rated Capacity	200Ah	314Ah
Rated Energy	10240Wh	16076Wh
Cell Type	LiFePO4	LiFePO4
Cell Quantity	3.2V 206Ah 16PCS	3.2V 314Ah 16PCS
Cell Configuration	16S1P	16S1P
Over - charge Protection Voltage	58.4Vdc	58.4Vdc
Over - discharge Protection Voltage	44.8Vdc	44.8Vdc
Rated Charge Current@RT	100A	100A
Max Charge Current@RT	100A	150A
Over Charge Protection Release	Discharge/Voltage recovery	Discharge/Voltage recovery
Operating Temp Range	0 - 60°C	0 - 60°C
Output Voltage Range	44.8 - 58.4Vdc	44.8 - 58.4Vdc
Rated Discharge Current@RT	100A	100A
Max Discharge Current@RT	200A	200A
Over Discharge Protection Release	Charging/Voltage recovery	Charging/Voltage recovery
IP Grade	IP20	IP20
PARAMETERS		
Over - charge protection	3700mV@1s	
Over - charge protection release	3380mV	
Over - charge release method	Cell 3380mV or Discharge	
Over - discharge protection	2800mV@5s	
Over - discharge protection release	2700mV	
Over - discharge release method	Cell 2950mV or Charging	
Over current protection (CHG)	110A@1s/210A@3s	
Over current protection (DISCHG)	150A@20ms/210A@3ms	
Over current release method (CHG)	Remove the charger	
Over current release method (DISCHG)	Cut off loads	
Over temperature	Protection@70°C / Protection Release@50°C	
Over temperature	Protection@85°C / Protection Release@64°C	
PACKING		
Dimension(unit) LWH(mm)	575*350*675	475*350*907
Shipping LWH(mm)	610*395*720	505*380*937
Weight (N.W.)	100kgs	150kgs
Weight (G.W.)	103kgs	155kgs

SPE Series OFF GRID SOLAR INVERTER

SPE Series Product Introduction

MODEL	SPE1800 - 21208H	SPE3000 - 22408H	SPE3600 - 22411H	SPE5500 - 24811H
Rated load power	1800W	3000W	3600W	5500W
Parallel operation	Nonsupport			
MAX.PV Array Power	2000W	3000W	6000W	6000W
MPPT input interface	1way			
Battery rated voltage	12VDC	24VDC	24VDC	48VDC
Lithium battery activation	No (Suitable for lead-acid, Gel and other batteries.)			
AC INPUT				
Voltage	230VAC			
Selectable Voltage Range	170-280VAC (for personal computers)/90-280VAC (for home appliances)			
Frequency Range	50Hz/60Hz (Auto detection)			
AC OUTPUT				
AC Voltage Regulation (Batt.Mode)	230VAC ±5%			
Surge power	3600W	6000W	7200W	11000W
Transfer Time	10ms (PC)/20ms (Home Appliances)			
BATTERY & AC CHARGER				
Battery Voltage	12VDC	24VDC	24VDC	48VDC
Floating Charge Voltage	13.5VDC	27VDC	27VDC	54VDC
Overcharge Protection	15.5VDC	31VDC	31VDC	61VDC
Maximum charge current	60A		80A	
SOLAR CHARGER				
MAX.PV Array Power	2000W	3000W	6000W	6000W
MPPT Range@Operating Voltage	55-450VDC			
Maximum PV Array Open Circuit Voltage	450VDC			
Maximum PV Input Current	10A		20A	
Maximum Charging Current	80A		110A	
Maximum Efficiency	99% (MPPT Efficiency)			
PARAMETER				
Communication	RS485			
IP level	IP20			
Operating Temperature	-10°C to 55°C			
Storage Temperature	-15°C to 60°C			
Dimension.D*W*H(mm)	405*285*100	405*285*100	425*290*100	425*310*120
Net Weight (kgs)	4.5kg	5.5kg	7.0kg	8.0kg

- Independent Operation Capability: Off-grid Inverters Can Work Independently Without A Public Power Grid, Providing Power To Remote Areas Or Areas With Unstable Power Grids
- Compatibility: Compatible With Various Types Of Batteries And Renewable Energy Systems (Such As Solar Panels)
- Safety: Multiple Safety Protection Functions Such As Overload Protection, Short Circuit Protection, And Overheating Protection Ensure Safe Use



Supports high PV voltage input (60 - 450V)



Max supports 110A PV charging



Supports lead-acid/lithium batteries



WIFI connection, APP monitoring



Max. efficiency > 95%



Diversified scenarios



SNF Series OFF GRID SOLAR INVERTER

SNF Series Product Introduction

MODEL	SNF1500-22406H	SNF2500-22410H	SNF3500-222410H	SNF6000-24812H	SNF11K-24816H
Rated load power	1500W	2500W	3500W	6000W	11000W
parallel function	Without parallel			≤12 units in parallel, Parallel output 380AC	≤6 units in parallel, Parallel output 380AC
MAX PV Array Power	2000W	3000W	4000W	6500W	5500W*2=11KW
MPPT input interface	1 way				2 way
Battery rated voltage	24VDC	24VDC	24VDC	48VDC	48VDC
Lithium battery activation	Photovoltaic charging activation		Mains&Photovoltaic charging activation		
AC INPUT					
Voltage	230VAC				
Selectable Voltage Range	170 - 280VAC (for personal computers)/90 - 280VAC (for home appliances)				
Frequency Range	50Hz / 60Hz (Auto detection)				
AC OUTPUT					
AC Voltage Regulation(Batt.Mode)	230VAC±5%				
Surge power	3000W	5000W	7000W	12000W	22000W
Transfer Time	10ms (for personal computers)/20ms (for home appliances)				
BATTERY & AC CHARGER					
Battery Voltage	24VDC	24VDC	24VDC	48VDC	48VDC
Floating Charge Voltage	27VDC	27VDC	27VDC	54VDC	54VDC
Overcharge Protection	31VDC	31VDC	31VDC	61VDC	61VDC
Maximum charge current	60A	60A	80A	80A	120A
SOLAR CHARGER					
MAX PV Array Power	2000W	3000W	4000W	6500W	5500W*2=11KW
MPPT Range@Operating Voltage	55 - 450VDC				
Maximum PV Array Open Circuit Voltage	450VDC				
Maximum PV Input Current	15A	15A	15A	27A	18A*2
Maximum Charging Current	60A	100A	100A	120A	160A
Maximum Efficiency	99%				
Parameter					
Communication	RS485				
IP level	IP20				
Certificate	CE				
Operating Temperature	-10°C to 55°C				
Storage Temperature	-15°C to 60°C				
Dimension.D*W*H(mm)	358×295×100	358×295×100	358×295×100	450×300×130	537×390×130
Net Weight (kgs)	6	6.5	7	9.6	15
Optional Configuration	WIFI module				

- Independent Operation Capability: Off-grid Inverters Can Work Independently Without A Public Power Grid, Providing Power To Remote Areas Or Areas With Unstable Power Grids.
- High Pv Input Voltage Range (55~450vdc)
- Support Bms Communication With Lithium Batteries



Supports high PV voltage input (60 - 500V)



Max supports 160A PV charging



Supports battery-less startup function



WIFI connection, APP monitoring



Supports up to 12 units in parallel



Support dry contact starting generator



SPE Series (US) OFF GRID SOLAR INVERTER

SPE Series (US) Product Introduction

MODEL	SPE1600-12406L	SPE3000-12406L SPE3000-14806L	SPE5000-14812L	SPE10000-14812L
Rated load power	2000VA/1600W	3800VA/3000W	6000VA/5000W	12500VA/10000W
parallel function	Without parallel			
MAX PV Array Power	1600W	1600W(24V) 3200W(48V)	6400W	6400W
MPPT input interface	1 way			
Battery rated voltage	24VDC	24VDC/48VDC	48VDC	
AC INPUT				
Voltage	110VAC/220VAC(Phase-splitting optional)			
Selectable Voltage Range	95 - 140VAC (for personal computers)/65 - 140VAC (for home appliances)			
Frequency Range	50Hz/60Hz (Auto detection)			
AC OUTPUT				
AC Voltage Regulation(Batt.Mode)	110VAC ±5%			
Surge power	4800W	9000W	15000W	30000W
Transfer Time	10ms (UPS)/20ms (INV)			
BATTERY & AC CHARGER				
Battery Voltage	24VDC	24VDC/48VDC	48VDC	
Floating Charge Voltage	27VDC	27VDC/54VDC	54VDC	
Overcharge Protection	31VDC	31VDC/61VDC	61VDC	
Maximum charge current	30A	48A/24A	50A	100A
SOLAR CHARGER				
MAX PV Array Power	1600W	1600W(24V)/3200W(48V)	6400W	
MPPT Range@Operating Voltage	24V: MPPT 30V-150VDC / 48V: MPPT 60V-150VDC			
Maximum PV Array Open Circuit Voltage	150VDC			
Maximum Charging Current	60A		120A	
Maximum Efficiency	99%			
Parameter				
Communication	RS485			
IP level	IP20			
Certificate	IEC62109-1&-2			
Operating Temperature	0°C to 40°C			
Storage Temperature	-15°C to 45°C			
Optional Configuration	WIFI module			

- Independent Operation Capability: Off-grid Inverters Can Work Independently Without A Public Power Grid, Providing Power To Remote Areas Or Areas With Unstable Power Grids.
- Pv Input Voltage Range (30~150vdc)
- Support Bms Communication With Lithium Batteries



Supports high PV voltage input (30 - 150V)



Max supports 120A PV charging



Split-phase output supported (optional)



WIFI connection, APP monitoring



Selectable charging current based on applications



Support dry contact starting generator



Product Section >

MICROGRID-PV-STORAGE-DIESEL Charging System



MICROGRID-PV-STORAGE-DIESEL Charging System

The integrated PV - energy storage - diesel generation power supply solution integrates photovoltaic, energy storage and diesel power generation systems. Photovoltaic modules convert solar energy into electricity, and surplus electricity is stored in energy storage batteries during the day; at night or on cloudy days, the system automatically switches to battery power supply; if the energy storage is insufficient, the diesel generator set starts to supplement energy to ensure stable and reliable electricity. This solution is suitable for scenarios such as power - free areas and islands.

Intelligent and Efficient

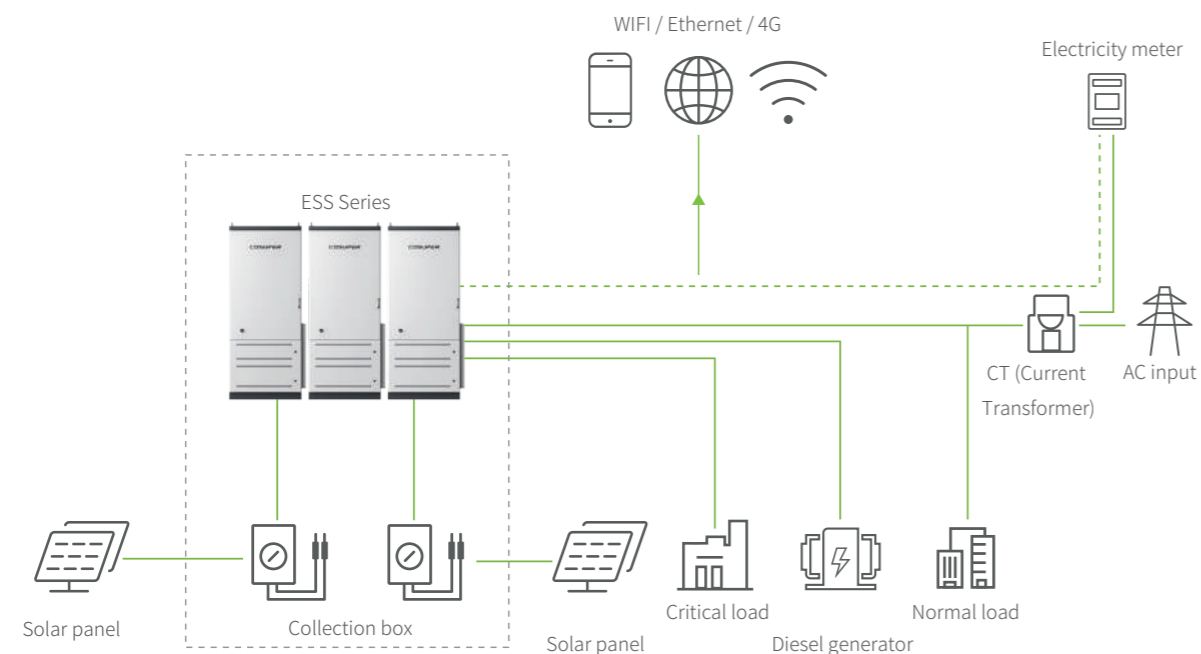
- One - source - one - management, an intelligent energy monitoring cloud platform for remote monitoring and control, enabling intelligent charging and peak load reduction.
- Module output power is adjustable, charging power is configurable, and grid adaptability is strong.

Better Experience

- Modular design, plug - and - play, highly integrated, capacity selectable, and flexible in application.
- Ultra - high energy density, small size, convenient for installation and transportation.

Multiple Protections

- Real - time monitoring and early warning for battery cells to prevent thermal runaway and eliminate fire hazards.
- Sensors monitor ambient temperature, smoke, and CO concentration in real time to block risks.



Photovoltaic, Energy Storage and Diesel Generation Energy Storage

COSUPER has developed a new generation of battery energy storage system products based on full - scenario coverage and full - ecological adaptation;

It features highly modular design, high integration, convenience, flexibility, and economic efficiency. Equipped with high - performance lithium iron phosphate batteries, it has four super performances: super safety, super long lifespan, super high energy density, and super strength.



ESS-50 MICROGRID-PV-STORAGE-DIESEL Charging System



Integration of PV, energy storage, and diesel generation



Automatic switching between grid-connected and off-grid loads



50KW high-power PV input



Fast installation and deployment



Up to 4 units for parallel operation



Simple and easy to use

ESS -50 Product Introduction

Battery model	ES 51.2
Capacity	51.2kWh(5.12kWh*10)
Nominal Voltage	512V
Nominal Capacity	100AH
Cabinet Size (mm)	640*830*1900
Weight (kg)	750KG
Charge/discharge power MAX	100A
Cooling method	Air-cooled
Protection class	IP54
Type of firefighting	Aerosol
Batterie Specifications	
Battery Types	51.2V-100AH
Nominal Capacity (KWh)	5.12KWh
Recommend Charge/Discharge Current (A)	50
Max. Charge/Discharge Current (A)	100
Communication	RS485/CAN
Working Temperature	0°C~50°C (Charge) ; -10°C~50°C (Discharge)
Transport or Storage Temperature Range	-20°C~60°C
Certification	CE/IEC/UL/UN38.3/MSDS
Design Life	10years+
Cycle Life	(0.5C/0.5C-80% DOD)>6000 times
Cooling method	Air-cooled
Certification	UN38.3/MSDS/ROHS
Inverter	
Inverter model	/
Rating	25KW
Overloaded	110%
Rated AC Voltage	400V
Rated frequency	50/60Hz

ESS-112 MICROGRID-PV-STORAGE-DIESEL Charging System



Integration of PV, energy storage, and diesel generation



Automatic switching between grid-connected and off-grid loads



100KW high-power PV input



Fast installation and deployment



Up to 4 units for parallel operation



Simple and easy to use

ESS -112 Product Introduction

Battery model	ES 112-HVLC
Capacity	112.5kWh-HV (16.08kWh*7)
Nominal Voltage	358.4V
Nominal Capacity	314AH
Cabinet Size (mm)	900x1250x2258
Weight (kg)	1200KG
Charge/discharge power MAX	150A
Cooling method	Air-cooled
Protection class	IP54
Type of firefighting	Aerosol
Batterie Specifications	
Battery Types	51.2V-314AH
Nominal Capacity (KWh)	16.08KWh
Recommend Charge/Discharge Current (A)	100
Max. Charge/Discharge Current (A)	150
Communication	RS485/CAN
Working Temperature	0°C~50°C (Charge) ; -10°C~50°C (Discharge)
Transport or Storage Temperature Range	-20°C~60°C
Certification	CE/IEC/UL/UN38.3/MSDS
Design Life	10years+
Cycle Life	(0.5C/0.5C-80% DOD)>6000 times
Cooling method	Air-cooled
Certification	UN38.3/MSDS/ROHS
Inverter	
Inverter model	/
Rating	50KW
Overloaded	110%
Rated AC Voltage	400V
Rated frequency	50/60Hz

ESS-261 MICROGRID-PV-STORAGE-DIESEL Charging System



Peak shaving and valley filling, peak-valley arbitrage



Automatic switching between grid-connected and off-grid loads



Transformer-free, automatic unbalanced output



Quick installation and deployment



Small size, light weight



Simple and easy to use

ESS -261 Product Introduction

Battery model	ES 261-HVLC
Capacity	261kWh(52.25kWh*5)
Nominal Voltage	832V
Nominal Capacity	314AH
Cabinet Size (mm)	100*1350*2400
Weight (kg)	2750KG
Charge/discharge power MAX	157A
Cooling method	Liquid-cooled
Protection class	IP54
Type of firefighting	Aerosol
Batterie Specifications	
Battery Types	166.4V-314AH
Nominal Capacity (KWh)	52.249KWh
Recommend Charge/Discharge Current (A)	157
Max. Charge/Discharge Current (A)	157
Communication	RS485/CAN
Working Temperature	0°C~50°C (Charge) ; -10°C~50°C (Discharge)
Transport or Storage Temperature Range	-20°C~60°C
Certification	CE/IEC/UL/UN38.3/MSDS
Design Life	15years+
Cycle Life	(0.5C/0.5C-80% DOD)>6000 times
Cooling method	Liquid-cooled
Certification	UN38.3/MSDS/ROHS
Inverter	
Inverter model	S6-EH3P125K10-NV-YD-H
Rating	125KW
Overloaded	110%
Rated AC Voltage	380V
Rated frequency	50/60Hz



Portable Power station SP 1000 / SP2000



SP1000



SP2000



Large - capacity charging station



1.5 - hour fast charging



Simple and easy to use



Supports PV input for charging at any time



High - power AC output



More than ten protection functions for higher safety

SP1000 / SP2000 Product Introduction

SP 1000					
Output Specification					
AC Outlet×2	110V 60Hz or 220V 50Hz, 1000W				
Peak Power	2000W	USB - A×3	QC3.0, 5 - 12V, Max. 18W	Car Outlet×1	11 - 14V / Max. 10A
DC Outlet×2	12V 5A	Type - C×1	PD3.0, 5 - 20V, Max. 100W	Wireless Charging	15W
Input Specification					
DC Input×2	12V 10A	Battery Capacity	1058Wh	Radio	87.5 - 108MHz
Type - C Port×1	5 - 20V; Max. 100W	Battery Type	LiFePO4	Spotlight	2W
Charging Time	9h	Cycle Life	>2000 cycles to 80% capacity		
General					
Weight	14KG	Package Weight	16.2KG		
Dimension	330x260x230mm		Package Dimension 440x320x290mm		

SP 2000					
Output Specification			Input Specification		
AC Outletx3	110V 60Hz or 220V 50Hz, 2400W		AC Inputx1	1500W, full charge time≈1.5h	
Peak Power	4000W			800W, full charge time≈2.5h	
DC Outletx2	12V/ Max. 8A		DC Inputx1	12V/ 24V, MAX. 8A	
USB - Ax3	QC3.0, 3.7 - 20V, Max. 24W		Solar Input	15 - 100V,	
Type - Cx3	PD3.0, 5 - 20V, Max. 65W			Max. 400W (Interface Type: XT60EW - M)	
Car Outletx1	12.6V±1V, Max. 8A		Type - C Portx3	5 - 20V; Max. 100W	
Battery			General		
Battery Capacity	2016Wh	Weight	29.5KG	Package Weight	31KG
Battery Type	LiFePO4	Dimension	420x331x270mm	Package Dimension	550x440x330mm
Cycle Life	>2000 cycles to 80% capacity				



Portable Power station NE Series / NP Series



NE Series



Portable mobile power supply



Handheld emergency lighting



Small size and light weight



Supports PV input for charging at any time



NP Series



Portable mobile power supply



Handheld emergency lighting



Small size and light weight



Supports PV input for charging at any time

NE Series / NP Series Product Introduction

NE Series					
Output Specification		Input Specification		Battery	
DC Outlet x3	3.7V Max.1A	DC Input x2	5V 2A	Battery Type	NCM
USB - Ax2	5V 2A	Type - Cx1	9V 2A, Max. 18W	Capacity	3.7V 15000mAh(55.5Wh)
Type - Cx1	PD3.0, 5-12V, Max. 3A	Charging Time	3.5h	Cycle Life	>800 cycles to 80% capacity
General					
Solar Panel x2	5W	Dimension	162x162x70mm	Package Dimension	285x183x147mm
Weight	0.6KG	Package Weight	1.95KG	LED Light x3	3W(WHITE)

NP Series					
Output Specification		Input Specification		Accessories	
DC Outlet x3	3.7V 1A	DC Input x2	5V 2A	Solar Panel x2	5W
USB - Ax2	5.0V 2A			LED Light x3	3W
TYPE - Cx1	PD3.0, 5V, Max. 10W			Adapter x1	10W
Battery		Function			
Battery Type	NCM	USB drive	USB 2.0	Radio	87.5 - 108MHz
Capacity	3.7V 8000mAh(29.6Wh)	Speaker	4Ω2W	Spotlight	2W
Cycle Life	>800 cycles to 80% capacity	Bluetooth	Bluetooth V5.0+ BLE		
General					
Dimension	206x132x82mm	Package Dimension	290x185x150mm		
Weight	0.7KG	Package Weight	2.05KG		



Product > Vehicle-mounted Energy Storage



RV Solution



Low-speed Vehicle Solution



Marine Solution



Special Application Solution



12V RV Solution

The original factory is equipped with a matched electrical system, avoiding design space and cost; low-voltage is safer, reducing the risk of electric shock; low energy consumption, simple and intelligent; integrated wiring is simple, with high reliability; standardized components reduce maintenance costs, adapting to diversified and customizable needs.

Extreme Safety

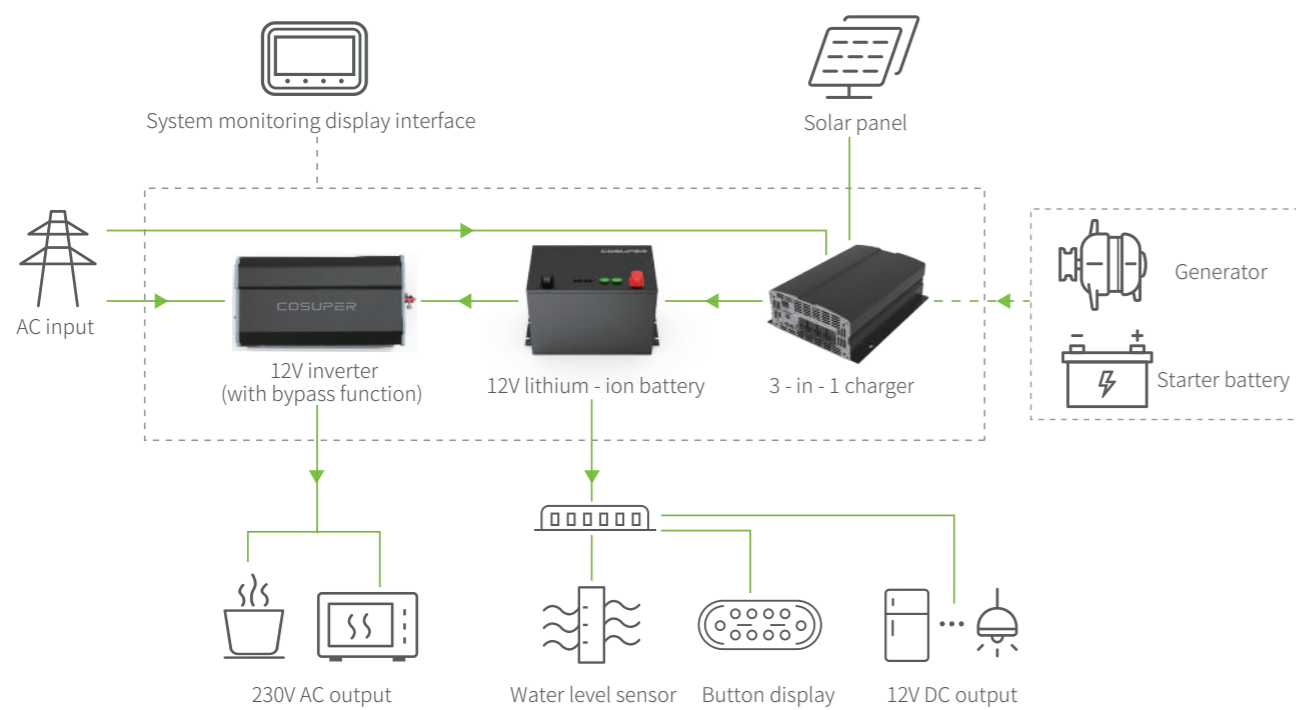
- Ultra-thin long-life lithium iron phosphate battery
12V system recommended configuration power: 1.2 - 2.2kWh
- Multiple protection mechanisms
- Higher safety level - the battery is lighter and easier to carry, reducing the risk of battery pack thermal runaway

Extreme Operation

- RV status at a glance, integrated control and minimalist physical buttons
- Adjust the power usage attitude at will on the mobile app, All-in-one machine, 5G communication to create a timely supply model

Extreme Safety

- The motor can be highly efficient in any scenario, Single crystal module + MPPT charging



48V RV Solution

The 48V power system is the latest and most innovative next-generation RV power solution. Compared with the traditional 12V power system, the 48V power system has higher efficiency, with an energy conversion efficiency increase of 23.5%. Moreover, with 48V as the main force and the reduction of auxiliary batteries, the internal wiring of the vehicle is simpler and easier to operate.

Extreme Safety

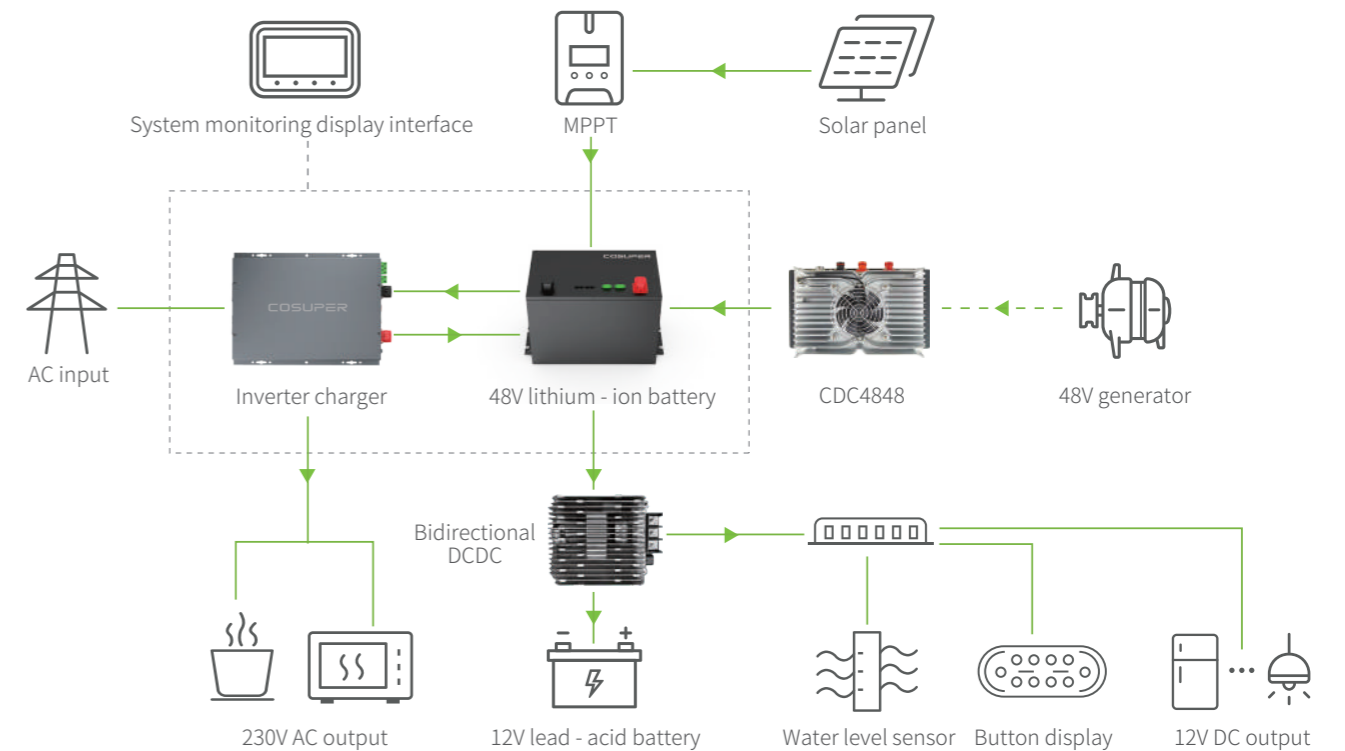
- Ultra-thin long-life lithium iron phosphate battery, 48V system recommended configuration power: 2.4 - 5.0kWh
- Multiple protection mechanisms, higher safety level - the battery is lighter and easier to carry, reducing the risk of battery pack thermal runaway

Extreme Operation

- RV status at a glance; integrated online load data charts; mobile app online status monitoring
- Adjust the in-vehicle endurance at will Black coating is more integrated, 48V 3.3KVA precise configuration)

Better Experience

- The motor can be highly efficient in any scenario, Single crystal module + MPPT charging
- Adjust the power usage attitude at will on the mobile app) ,All-in-one machine, 48V 3.3KVA precise configuration



One-stop RV Solution

- Rooted in the Market

We always adhere to “meeting and exceeding market demands” as the goal of product design and R & D. All product series meet the usage requirements of various RV platforms. While ensuring safety, we provide customers with a long - lasting and durable using experience.

- Expertise in Manufacturing

With 10 years of production service experience, we offer complete manufacturing support for RV power systems of different standards worldwide. We have product certifications such as SAA, C - Tick, E - Mark, and ETL globally. We possess rich manufacturing experience in the standardization and diversification of domestic RV power sources.

- Committed to Quality

High - quality products themselves can provide customers with reliable and efficient support. Our top - notch and reliable products bring extremely high added value to Chinese RVs, service vehicles, and other special vehicles. They guarantee customers the use of AC and DC power sources in various environments.



SCH BP Bypass Inverter



Pure Sine Wave Output



Ac bypass function



93% High Conversion Efficiency



Supports High Overload and Surge

Overview

With pure sine wave output, whether it's coffee makers, microwave ovens, TVs, satellite receivers, printers or other heavy - duty devices, the SCH power inverter can perform outstandingly when powering everything from home appliances to office equipment loads. The SCH1000 and SCH2000 models comply with the Federal Communications Commission (FCC) Class A regulations, which can eliminate the possibility of interference with other equipment. And the UL 458 standard means that the SCH series have strict input (60V) and safety certifications. This inverter is easy to install and suitable for use in RVs.

- Pure sine wave output, can power various loads from home appliances to office equipment
- External LED remote control, equipped with a 5 - meter remote control cable
- Independent heat dissipation design, reducing main board temperature
- High overload capacity, can provide peak power to start inductive loads
- 93% high conversion efficiency
- 24 - month warranty

SCH BP Technical Parameters

Model	SCH1000	SCH1500	SCH2000	SCH3000
Output Power	1000W	1500W	2000W	3000W
Surge Power	2000W	3000W	4000W	6000W
Standby Power	9W	9.5W	12W	15W
DC Input Voltage	12, 24 or 48VDC			
DC Input Adjustment	10.5 - 15VDC (×2 for 24VDC; ×4 for 48VDC)			
Output Voltage	100/110/120VAC ±3%; 220/230/240VAC ±5%			
Output Frequency	50/60Hz ±0.05%			
Output Waveform	Pure sine wave (Total harmonic distortion < 3%)			
AC Input Voltage	100/110/120VAC ±3%; 220/230/240VAC ±5%			
AC Input Frequency	50/60Hz ±0.05%			
Power Factor	0.8-1			
Efficiency (110V)	92%	92%	93%	92%
Efficiency (230V)	93%	93%	93%	93%
Control and Signal Indication				
Fault Indication	Red LED lights up and beeps for alarm			
Working Indication	Green LED lights up			
Remote Control	Can be matched with CR10 or CR11 (DBS battery isolator adaptable)			
Battery Types	AGM, Sealed Lead - Acid, Gel, Open - mouth Lead - Acid, Lithium Iron Phosphate			
Protection Functions	Overload, Input Over - voltage/Under - voltage, Over - temperature, Short - circuit			
Safety Standards	AS/NZS 4763:2011, UL458, LVD(EN60950)			
General Parameters				
Operating Temperature	-10 - 45°C			
Operating Humidity	20 - 90% RH			
Storage Temperature	-30 - 70°C			
Cooling Method	Auto - temperature - controlled fan			
Weight (kg)	3.2	3.5	4.6	5.8
Dimensions (mm)	376x254x119	416x254x119	457.5x254x119	572x254x119

SCH

Pure sine wave inverter



Pure Sine Wave Output



Maximum Support for 3000W AC Charging



93% High Conversion Efficiency



Supports High Overload and Surge

Overview

All inverters in the SCH series are pure sine wave inverters. Pure sine wave inverters are the ideal choice for medical equipment and sensitive electrical appliances. Different from modified sine wave inverters, pure sine wave inverters ensure that electrical appliances run without interference, and various electronic precision equipment can also operate stably. Electrical appliances that cannot work properly on modified sine wave inverters can run smoothly on pure sine wave inverters.

- Pure sine wave output, can power various loads from home appliances to office equipment
- External LED remote control, equipped with a 5 - meter remote control cable
- Independent heat dissipation design, reducing main board temperature
- High overload capacity, can provide peak power to start inductive loads
- 93% high conversion efficiency
- 24 - month warranty

SCH Technical Parameters

Model	SCH300	SCH600	SCH1000	SCH1500	SCH2000	SCH3000
Input Voltage	12/24VDC	12/24VDC	12/24/48VDC	12/24/48VDC	12/24/48VDC	12/24/48VDC
Input Current (Maximum DC Current)	30A	60A	100A	150A	200A	300A
No - load Current Consumption	500mA	500mA	700mA	700mA	900mA	1100mA
Remote Standby Current Consumption	1mA	1mA	1mA	1mA	1mA	1mA
Output Voltage	100/110/120VAC $\pm 5\%$; 220/230/240VAC $\pm 3\%$					
Continuous Power (Watt)	300W	600W	1000W	1500W	2000W	3000W
Peak Power (Watt)	600W	1200W	2000W	3000W	4000W	6000W
Input DC Voltage Range (Volt)	10.5 - 15VDC ($\times 2$ for 24VDC; $\times 4$ for 48VDC)					
Output Waveform	Pure Sine Wave (THD < 3%)					
Efficiency	86.5 - 93.5%					
Low Battery Voltage Alarm/Shutdown	Alarm at 10.5VDC; Shutdown at 10.0VDC ($\times 2$ for 24VDC; $\times 4$, + 0.3VDC for 48VDC)					
Cooling Fan	Automatic Temperature Control					
Overheat Shutdown	65°C ($\pm 5^\circ\text{C}$)					
General Parameters						
Fuse Replacement	Blade Fuse					
Fuse Specification	50A (2x25A)	80A (4x20A)	160A (4x40A)	200A (4x50A)	240A (4x60A)	360A (4x90A)
Fuse Location	Internal					
Dimensions (mm)	237x150x81	237x150x81	237x150x81	351x170x96	236x463x111	236x463x111
Weight (kg)	1	1.5	2.9	3.2	4.3	5.5

HIG3000

High - Frequency Charging and Inverting Integrated Machine



Pure Sine Wave Output



Supports Up To 3000w Ac Charging



93% High Conversion Efficiency



Small In Size And Light In Weight

Overview

Born for your power needs, the pure sine wave inverter charger, with its advanced design, becomes a reliable power partner for families, small apartments, RVs, trailers, and other scenarios.

It can stably output pure sine wave AC power, matching a variety of electrical equipment. When there is no electricity from the grid; when there is no grid power, it can use the battery to charge, with multiple charging modes, suitable for AGM, GEL, flooded, tubular batteries and other battery types. The built-in transfer switch is more secure. When the grid power is interrupted, it automatically switches to battery power supply, ensuring the continuous operation of the load.

Equipped with an easy-to-use hand-held device, adding a sense of security for the use of equipment, and making the start-up quick, stable, and the electrical energy more pure.

- Supports CAN BUS/CI - BUS communication.
- Supports up to 3000W AC charging power, suitable for AGM (absorbed glass mat battery), GEL (gel battery), Flooded (flooded battery), Lithium (lithium battery).
- Low total harmonic distortion (THD), can work stably with sensitive loads
- Has high temperature working adaptability.
- Ultra - wide voltage range, 100% continuous output in the range of 25 - 50°C
- Low no - load power consumption, energy - saving

HIG3000 Product Introduction

Type	HIG3000
Type	
Inverter Mode	
Rated Output Power	3000W
Maximum Starting Power	9000W
AC Output Voltage	220V
Frequency	50±1Hz
Efficiency	
Maximum Efficiency	94.5%
Input	
Battery Voltage	12V
Nominal Battery Voltage	10.5V±0.2V
Maximum Charging Voltage	15V±0.2V
Charger Mode	
Output	
Maximum Charging Power	2500W
Floating Voltage	14.4V (Lead - acid), 14.6V (Lithium)
Equalization Voltage	13.8V (Lead - acid), 14.4V (Lithium)
Input	
Grid Voltage	154Vac - 264Vac
Frequency	47 - 53Hz
Power Factor	>0.95 (RMS)
Other	
No-load Loss	9W (typical value)
Ambient Temperature	25°C~+50°C
Storage Temperature	-25°C~+65°C
Dimensions (L×W×H)	430x268x105mm
Weight	7.6kg
Protection Functions	Output over - voltage, input over - voltage/under - voltage, over - temperature, reverse connection

HIG3000 Solar Panel



High Power/High Efficiency



Lower Annual Degradation



High Reliability



Excellent Low - light Performance

Overview

The new generation of high - quality rigid solar panels, the SPV series, adopts waterproof and anti - corrosion production technology. It can withstand harsh weather and has strong corrosion resistance. Through innovative installation methods, with the unique structural design of pre - installed holes and screw fixing, the installation and reliability are greatly enhanced. It can withstand high - pressure water jet cleaning, is not easy to delaminate, and has strong environmental adaptability.

- High conversion efficiency
- Applicable to all Linkwell modules, with 100% power generation (EL) testing
- Ensures no hot spots
- First - class PID resistance
- Lightweight installation and low cost

SPV-M/SPV-FL Product Introduction

Model	SPV-M
Peak Power (Pmax)	100W
Maximum Power Point Voltage (Vmp)	18.8V
Maximum Power Point Current (Imp)	5.3A
Open - Circuit Voltage (Voc)	22.5V
Short - Circuit Current (Isc)	5.6A
Module Efficiency	17.3%
Power Tolerance	±3%
Operating Temperature	-40~85°C
Product Certification	CE/CQC/TUV
Dimensions	850x680x2.2mm
Number of Cells	33(3*11)
Weight	2KG
Junction Box	IP65
Output Cable	2.5mmx900mm
Connector	MC4 compatible
Carton Dimensions	87x70x4cm
Packaging Type	2PCS
Weight	4.3KG
Quantity per Carton (QTY/CTN)	10PCES
Outer Carton Dimensions (meas)	89x72x22cm
Gross Weight (G.W.)	21.5KG

SPV-FL Product Introduction

Model	SPV85-12FL	SPV120-24FL	SPV160-24FL
Rated Output Power (W)	85	120	160
Maximum Power Voltage (V)	20.3	33.8	33.8
Maximum Power Current (A)	4.19	3.56	4.74
Open-Circuit Voltage (V)	24.3	40.5	40.5
Short-Circuit Current (A)	4.59	3.9	5.19
Maximum Module Efficiency (%)	22.5	22.8	22.8
Maximum Voltage Supported by System (V)	1000	1000	1000
Connector	MC4	MC4	MC4
Number of Cells	18	36	36
Weight	3.5kg	7.2kg	8.5kg
Dimension	975x510x35mm	1002x667x35mm	812x985x35mm
Cell Type	Mono	Mono	Mono

CMP-W30B

MPPT Solar Charge Controller



Wide Voltage Range 17-45V



High Input Power Max 460W



Supports Charging of Different Types of Batteries



Multiple Communication Methods CAN/LIN/Bluetooth

Overview

Suitable for MPPT (Maximum Power Point Tracking) solar charge controllers of high - end RVs, caravans, fifth - wheel trailers, campervans and yachts.

Based on MPPT technology, this solar charge controller has more advantages in charging efficiency compared with traditional controllers, with performance improved by 10% - 30%. Especially in seasons with less sunlight throughout the year, such as in winter or in weather conditions with frequent cloudy days or weak sunlight (off - season for power generation).

- Supports multiple battery types: Gel battery / Vented or AGM lead - acid battery / Lithium - ion battery
- Adopts the most advanced MPPT technology
- Supports dual - battery charging for vehicle - mounted start - stop batteries and living batteries
- Compact size
- Bluetooth function
- The charging current for start - stop batteries is 3A

CMP-W30B Product Introduction

Model	15A	30A
PV Input Power	50 - 250W	50 - 460W
PV Voltage Range	17V - 45V	17V - 45V
Charging		
Battery Type	WET/LFP/GEL/AGM	WET/LFP/GEL/AGM
Rated Charging Current	15A	30A
Rated Battery Voltage	12V	12V
Fuse Included	20A	40A
Protection		
Charging Stages	Lead - acid (4 stages) / Lithium - ion battery (2 stages) (Common)	
Input Under-Voltage Protection - Cut-off Point	15.5±1VDC	
Input Under-Voltage Protection - Recovery Point	17.0±1VDC	
Input Over-Voltage Protection - Cut-off Point	46.0±1VDC	
Input Over-Voltage Protection - Recovery Point	45.0±1VDC	
Battery Under-Voltage Protection - Cut-off Point	10.0±1VDC	
Battery Under-Voltage Protection - Recovery Point	11.0±1VDC	
Battery Over-Voltage Protection - Cut-off Point	15.0±1VDC	
Battery Over-Voltage Protection - Recovery Point	14.0±1VDC	
Output Over-Voltage - Handling Method	Reduce current / Cut off output	
Short-Circuit - Output Short-Circuit	Cut off output, restore after short - circuit recovery	
General		
Communication Mode	CAN Bus and LIN	
Bluetooth Function	Yes	
Operating Temperature	-20 - 40°C	
Storage Temperature	-25 - 65°C	
Operating Humidity	0 - 95% No condensation	
Dimensions (W x D x H)	131x77.6x54.9mm	
Weight	300g	
Package Dimensions (W x D x H)	150x100x60mm	

DMP25/DMP50 DCDC+MPPT charging controller



Wide Voltage Range 14.5 - 45V



High Input Power Max 800W



95% High Conversion Efficiency



Multiple Protection Mechanisms

Overview

It features both Direct Current/Direct Current (DC/DC) and Maximum Power Point Tracking (MPPT) charging modes, with a built-in intelligent chip. During the charging process, it automatically detects the input voltage and adjusts the charger load in a timely manner. The intelligent temperature control system can detect the internal and external temperatures of the charger and the battery at any time. When abnormal temperatures occur, it automatically reduces the load to mitigate risks. Strict material selection and advanced production technology endow the product with excellent shock-proof, moisture-proof, and anti-corrosion capabilities, ensuring the product operates well in more complex working environments and continuously supplies power for RVs!

- DC/DC + Maximum Power Point Tracking (DCDC + MPPT) dual charging modes
- Built-in intelligent chip: Adjusts the charger load in real-time during charging
- Supports various batteries such as lithium batteries, lead-acid batteries, and gel batteries
- Intelligent temperature control system: Detects the internal and external temperatures of the charger and the battery at any time

DMP25/DMP50 Product Introduction

Not using "IGNITION" (not connecting to ACC) DMP25(12V)	DMP50(12V)	DMP25(24V)	
CH3: Starter Battery (Original Vehicle Battery Input Channel)			
Start after charging at 25V (5 seconds later); Stop charging when the voltage is less than 24.6V ± 0.2V			
Voltage Range	12.5 - 16Vdc	25 - 32Vdc	25 - 32Vdc
Voltage System Identification	<17Vdc	>17Vdc	>17Vdc
Normal Starting Voltage	>13.2Vdc	>26.4Vdc	>26.4Vdc
Overvoltage Protection Point	>16.5V	>32.5V	>32.5V
Overvoltage Recovery Point	<16V	<32V	<32V
Undervoltage Protection Point	<12.3Vdc	<24.6Vdc	<24.6Vdc
Undervoltage Recovery Point	>12.5Vdc	>25Vdc	>25Vdc
CH2: Solar Array (Photovoltaic Input Channel)			
Voltage Range	14.5 - 45Vdc		
Undervoltage Protection Point	<14.1Vdc		
Undervoltage Recovery Point	>14.5Vdc		
Overvoltage Protection Point	>46V		
Overvoltage Recovery Point	<45V		
Maximum Power	When input is less than 23V, 500W (maximum 600W); When input is between 37.5 and 45V, it is 750W (maximum 800W).		
CH1: RV Battery (Living Battery Channel)			
Battery Type	AGM/GEL/FLOODED/LITHIUM		
Output Voltage	13.8 - 15.5Vdc	27.6-31Vdc	
Overvoltage Protection	16Vdc	32Vdc	
Overvoltage Recovery	15.5Vdc	31Vdc	
Output Current	5/10/15/20/25/30/35/40/45/50A	5/10/15/20/25A	
Output Power	775W	775W	
Leakage Current	≤50mA	≤50mA	
Efficiency	95%	95%	
BTS			
Temperature Detection	If it is a non-lithium battery, set it to "nor" and disconnect the sensor.		
REMOTE			
Remote Communication	CAN		
Use "IGNITION" (connect to ACC)			
CH3: Starter battery (input channel of the original vehicle battery)			
Normal Starting Voltage	>12V		
Charging Logic	If >12.5V, start charging after 5 seconds; if ≤11.8V ± 0.1V, stop charging.		

CCP-50

Vehicle-mounted Three-in-one Charger



Three different charging methods



Supports charging for different types of batteries



Intelligent temperature control system



Supports lithium - battery communication

Overview

Supported battery types: Absorbed Glass Mat (AGM) batteries, gel batteries, flooded batteries, and lithium - ion batteries.

Built - in intelligent chip: Automatically detects the input voltage during charging and timely adjusts the charger load.

Intelligent temperature control system: Continuously monitors the internal and external temperatures of the charger and the battery.

When the temperature is abnormal, it automatically reduces the load to minimize risks and hazards.

Strict material selection and advanced manufacturing processes endow the product with excellent shock - resistance, moisture - resistance, and corrosion - resistance capabilities, ensuring reliable operation in more complex working environments.





- Three charging modes: DC, DC + Maximum Power Point Tracking (MPPT), and AC.
- Built - in intelligent chip: Real - time adjustment of the charger load during charging.
- Supports multiple battery types including lithium - ion batteries, lead - acid batteries, and gel batteries.
- Intelligent temperature control system: Continuously monitors the internal and external temperatures of the charger and the battery.

CCP-50 Product Introduction

Starter Battery & Original Vehicle Battery Input Channel		CPP-50
Voltage Range		10.5 - 16Vdc
Voltage System Identification		< 17.1Vdc
Normal Starting Voltage		> 13.4Vdc
Under - voltage Protection Point		< 10.2Vdc
Under - voltage Recovery Point		> 13.3Vdc
Photovoltaic (PV) Panel Input Channel		
Voltage Range		17.2 - 70Vdc
Under - voltage Protection Point		< 16Vdc
Under - voltage Recovery Point		> 17.1Vdc
Over - voltage Protection Point		> 75.2V
Over - voltage Recovery Point		< 70V
Efficiency		86%
Household Battery Channel		
Battery Type		AGM/GEL/ rich liquid type/lithium battery
Output Voltage		13.8-15.5Vdc, typical value: 12V, minimum :8V
Over - voltage Protection		16Vdc
Over - voltage Recovery		15.5Vdc
Output Current		5/10/15/20/25/30/35/40/45/50A
Output Power		775W
Leakage Current		≤ 50mA
Efficiency		95%
Ac input channel		
AC Input Voltage		90Vac~260Vac
Frequency		50/60Hz
Under - voltage Protection Point		265Vac
Under - voltage Recovery Point		240Vac
Over - voltage Protection Point		80Vac
Over - voltage Recovery Point		90Vac
Charging Voltage		14.4/13.9Vdc
Charging Current		5/10/15/20/25/30/35/40/45/50A
Charging Power		720W
BTS		
Temperature Detection	Operating temperature description: When there is no lithium battery, set to normal and disconnect the sensor	
Remote		
Remote	CAN	

CDC Series Vehicle-mounted 48V driving charger







-  IP67 - level waterproof and dust - proof
-  Intelligent communication system
-  Intelligent pre - charge circuit system
-  95% high charging efficiency

Model	CDC4848 - 75
Rated Power (W)	5000
Operating Mode	Automatic mode/Communication response mode
Communication Method	CAN
Input	
Rated Input Voltage (V)	60
Input Voltage Range (V)	40 - 150
Maximum Input Current (A)	85
Pre-charging Circuit	Built-in
Output	
Output Voltage Range (V)	35 - 58
Rated Output Current (A)	85
Voltage & Current Regulation Accuracy	≤1% & ≤5%
Output Response Time	≤5mS
Typical Operating Efficiency	≥95%
Others	
Operating Noise	≤60dB
Protection Class / IP Rating	IP67 (without fan)
Operating Ambient Temperature	-20°C~+65°C
Operating Ambient Humidity	5% - 95%


Vehicle-mounted bidirectional charger



-  IP67 - level waterproof and dust - proof
-  Bidirectional Power Supply Design
-  Intelligent pre - charge circuit system
-  95% high charging efficiency

Model	CDC1248-30
Cooling Method	Passive air cooling
Storage Temperature Range	-40°C ~ 120°C
Operating Temperature Range	1. When the temperature is < -40°C, the output is turned off. 2. When the temperature is ≥ -40°C and ≤ 60°C, it can output at full power with a wind speed of 1m/s. 3. When the temperature is > 60°C and < 85°C, output linearly derates from 2500W to 0W. 4. When the temperature is > 85°C, the output is turned off.
Altitude	-1000~5000m
Humidity	5% ~95%
Electrical Performance	
Electrical Mode	Buck - Boost - Precharge
48V Voltage Range	24V - 36/48/54 - 60V
12V Voltage Range	8V - 14V - 16V
Current Control Accuracy	2%
Voltage Control Accuracy	1%
Maximum Power	Buck:2.5kW(178A) Boost:1000W
Mode Efficiency	≥92%@100%load
Protection Level	IP67
Output Waveform	400mV pk - pk with battery
Default Output Voltage Value	14V
48V Voltage Sampling Accuracy	±1%
48V Current Sampling Accuracy	±2%
12V Voltage Sampling Accuracy	±1%
12V Current Sampling Accuracy	±2%
Functional Safety	ISO 26262 ASIL B
Insulation Grade	Non-insulating design (the housing and terminals are connected)

CR40 RV Central Control System



Highly Integrated Control System



Water Tank/Water Level/
Battery Monitoring



Supports Multiple Inverters
with Remote Control



Anti - Mis - Touch Design

Overview

CR40 is an integrated central control system specially designed and developed for RVs, towable caravans, or other types of converted mobile homes.

It features dual battery capacity indicators, as well as fresh water and sewage tank indicators, allowing for better monitoring of the water and electricity status inside the vehicle.

Equipped with 5 load control circuits and 1 inverter control loop, it can meet the needs of conventional RV central control applications.

- Night mode: Turn off the panel indicator lights
- Inverter control: Inverter switch; Indicator lights show the inverter status
- Main switch: Panel main switch; Long - press for 3s to turn on/off
- Load control: DC load switch

CR80 RV Central Control System



Highly Integrated Control System



Precise Fault Detection



Multiple-channel Load Control



Anti-misoperation Design

Overview

CR80 is a Vehicle Electrical Monitoring System that allows flexible control of in-vehicle devices and monitors the operating status of water tanks, batteries, photovoltaic systems, etc. It provides 15 load control circuits and fully meets the monitoring needs of recreational vehicles (RVs).


On the system status interface, the following information can be viewed: capacity of the main battery and auxiliary battery, capacity of the fresh water tank, sewage tank and grey water tank, photovoltaic power generation status, inverter operating status, capacity and parameters of the auxiliary battery, RV power system operating status, as well as the inverter, sewage pump and 12V main power switch.

- Displays the operating status of water tanks, batteries, and photovoltaic systems to facilitate precise tracking and monitoring.
- Intuitively displays warning codes, enabling quick identification of potential abnormal conditions and improper operations.
- Detailed system information can be displayed with one click, no system configuration or calibration required.
- Historical fault information can be viewed on the fault record page.

EFB-01-600

Vehicle-mounted Multi-circuit Fuse Box

EMC | RoHS



Widely Applicable



LED Indicator Light



Energy-efficient and High-performance



Quick Fuse Blade Replacement

Overview

The electrical circuits and switching circuits are independent of each other. The system integrates relays, enabling large - current control with only a small current, thus improving efficiency and safety. It innovatively introduces the concept of an ACC - controlled fuse box, which can completely cut off the power supply when the vehicle is turned off, avoiding power loss. This intelligent feature not only saves energy but also optimizes the overall performance of the system.


By integrating relays to achieve efficient management of large currents and being paired with the intelligent ACC - controlled fuse box, the electrical system sees improvements in reliability, energy efficiency, and safety across various application scenarios, especially in vehicle - mounted systems.

- o Seamless installation, convenient and safe
- o LED indicator for intuitive warning
- o High - quality materials, safe and durable
- o Enhanced ACC interface for intelligent power cutoff
- o Compatible with multiple vehicle models, widely applicable
- o EMC and RoHS certifications

EFB-01-120

Vehicle-mounted Multi-circuit Fuse Box

EMC | RoHS



Widely Applicable



LED Indicator Light



Energy-efficient and High-performance



Quick Fuse Blade Replacement

Overview

The electrical circuits and switching circuits are independent of each other. The system integrates relays, enabling large - current control with only a small current, thus improving efficiency and safety. It innovatively introduces the concept of an ACC - controlled fuse box, which can completely cut off the power supply when the vehicle is turned off, avoiding power loss. This intelligent feature not only saves energy but also optimizes the overall performance of the system.

By integrating relays to achieve efficient management of large currents and being paired with the intelligent ACC - controlled fuse box, the electrical system sees improvements in reliability, energy efficiency, and safety across various application scenarios, especially in vehicle - mounted systems.

- o Seamless installation, convenient and safe
- o LED indicator for intuitive warning
- o High - quality materials, safe and durable
- o Enhanced ACC interface for intelligent power cutoff
- o Compatible with multiple vehicle models, widely applicable
- o EMC and RoHS certifications

W12-100LB

12V Lithium Battery



Automotive - grade Lithium Iron Phosphate Battery



Wide - range Discharge Range



Long Lifespan, Safe and Reliable



High Cycle Life

Overview

Excellent long-cycle performance and wide temperature adaptability: Under 80% Depth of Discharge (DoD) and 0.5C discharge rate, the cycle life exceeds 3600 times with a capacity retention rate over 80%. Meanwhile, it adapts to a wide discharge operating temperature range of -20°C to 60°C.

Outstanding safety and environmental properties: Leveraging the high thermal stability of lithium iron phosphate, it withstands extreme conditions like overcharge, short circuit, impact, and high temperature without combustion or explosion risks. With a fully enclosed design, no harmful gases are released during use.

- Supports multiple battery types: Gel battery / Vented or AGM lead - acid battery / Lithium - ion battery
- Adopts the most advanced MPPT technology
- Supports dual - battery charging for vehicle - mounted start - stop batteries and living batteries
- Compact size
- Bluetooth function
- The charging current for start - stop batteries is 3A

W12-100LB Product Introduction

MODEL	W12-100LB
Rated Voltage	12.8V
Rated Capacity	100 Ah
Rated Energy	1280Wh
Battery Type	LiFePO4
Number of Cells	3.2V 100Ah 4PCS
Cell Configuration	4S1P
Overcharge Protection Voltage	14.6Vdc
Overdischarge Protection Voltage	10.8Vdc
Rated Charging Current (Room Temperature)	50A
Maximum Charging Current (Room Temperature)	100A
Overcharge Protection Release	Discharge / Voltage Recovery
Operating Temperature Range	0 - 60°C
Output Voltage Range	10.8 - 14.6Vdc
Rated Discharging Current (Room Temperature)	100A
Maximum Discharging Current (Room Temperature)	120A
Overdischarge Protection Release	Charge / Voltage Recovery
Protection Class	IP20
Parameters	
Overcharge Protection	3750mV@1s
Overcharge Protection Release	3550mV
Overcharge Release Method	Cell 3550mV or Discharge
Overdischarge Protection	2200mV@5s
Overdischarge Protection Release	2700mV
Overdischarge Release Method	Cell 2700mV or Charging
Overcurrent Protection (Charging)	320A@1s
Overcurrent Protection (Discharging)	370A@20ms
Overcurrent Release Method (Charging)	Remove Charger
Overcurrent Release Method (Discharging)	Disconnect Load
Over-temperature Protection	Protection at 70°C / Release at 50°C
Over-temperature Protection	Protection at 85°C / Release at 64°C
Packaging	
Single Unit Dimensions (L×W×H, mm)	280*213*228.5 ± 2mm
Shipping Dimensions (L×W×H, mm)	340*273*285mm
Net Weight (N.W.)	14.5kgs
Gross Weight (G.W.)	16.5kgs

W12-400L 12V Lithium Battery



Automotive - grade Lithium Iron Phosphate Battery



Intelligent Heating System



Long - lifespan, Safe and Reliable



Intelligent Charging System

Overview

The W12 series batteries are specifically designed for RVs, camping cars, caravans, trailers, or any other special vehicles. Lithium iron phosphate batteries (LiFePO) are a better choice compared to AGM batteries, as they offer superior performance and a longer service life.

Meanwhile, lithium iron phosphate batteries are much smaller in size and lighter in weight. Therefore, they can meet the ever - growing power supply demands of vehicles. Lithium iron phosphate batteries are a safe energy storage solution. With the help of the Battery Management System (BMS), the W48 battery can continuously supply power to on - board devices, improving energy conversion efficiency and ensuring safety.

- Cycle life of up to 3600 times at 0% Depth of Discharge (DOD)
- Ultra - low self - discharge
- High - current charging and discharging
- Excellent temperature adaptability
- Battery Management System (BMS) communication function
- Can operate in a temperature environment ranging from - 20°C to 60°C

W12-400L Product Introduction

MODEL	W12-400L
Rated Voltage	12.8V
Rated Capacity	410 Ah
Rated Energy	5120Wh
Battery Type	LiFePO4
Number of Cells	3.2V 205Ah 8PCS
Cell Configuration	4S2P
Overcharge Protection Voltage	14.6Vdc
Overdischarge Protection Voltage	10.8Vdc
Rated Charging Current (Room Temperature)	80A
Maximum Charging Current (Room Temperature)	150A
Overcharge Protection Release	Discharge / Voltage Recovery
Operating Temperature Range	-10~+55°C, At 50±25%RH
Output Voltage Range	10.8 - 14.6Vdc
Rated Discharging Current (Room Temperature)	200A
Maximum Discharging Current (Room Temperature)	300A
Overdischarge Protection Release	Charge / Voltage Recovery
Protection Class	IP20
Parameters	
Overcharge Protection	3750mV@1s
Overcharge Protection Release	3550mV
Overcharge Release Method	Cell 3550mV or Discharge
Overdischarge Protection	2200mV@5s
Overdischarge Protection Release	2700mV
Overdischarge Release Method	Cell 2700mV or Charging
Overcurrent Protection (Charging)	800~850A
Overcurrent Protection (Discharging)	370A@20ms
Overcurrent Release Method (Charging)	Remove Charger
Overcurrent Release Method (Discharging)	Disconnect Load
Over-temperature Protection	Protection at 70°C / Release at 50°C
Over-temperature Protection	Protection at 85°C / Release at 64°C
Packaging	
Single Unit Dimensions (L×W×H, mm)	470x325x340mm
Shipping Dimensions (L×W×H, mm)	500x355x3370mm
Net Weight (N.W.)	65Kg
Gross Weight (G.W.)	68Kg

W48-100L 48V Lithium Battery



Automotive - grade Lithium Iron Phosphate Battery



Intelligent Heating System



Long - lifespan, Safe and Reliable



Intelligent Charging System

Overview

The W12 series batteries are specifically designed for recreational vehicles (RVs), camper vans, caravans, trailers, and any other specialty vehicles. Lithium iron phosphate batteries (LFP) are a superior alternative to AGM batteries, boasting better performance and a longer lifespan.

Additionally, LFP batteries are significantly smaller and lighter. As a result, they can meet the increasing power supply requirements of vehicles. These batteries represent a safe energy storage solution. With the Battery Management System (BMS), the W48 battery can continuously power on-board devices, enhance energy conversion efficiency, and ensure safety.

- Cycle life of up to 3600 cycles at 0% Depth of Discharge (DOD)
- High-current charging and discharging capability
- Battery Management System (BMS) communication function
- Ultra-low self-discharge
- Excellent temperature adaptability
- Operable in a temperature range of -20°C to 60°C





W48-100L Product Introduction

MODEL	W48-100L
Rated Voltage	12.8V
Rated Capacity	100 Ah
Rated Energy	1280Wh
Battery Type	LiFePO4
Number of Cells	3.2V 100Ah 4PCS
Cell Configuration	4S1P
Overcharge Protection Voltage	14.6Vdc
Overdischarge Protection Voltage	10.8Vdc
Rated Charging Current (Room Temperature)	50A
Maximum Charging Current (Room Temperature)	100A
Overcharge Protection Release	Discharge / Voltage Recovery
Operating Temperature Range	0 - 60°C
Output Voltage Range	10.8 - 14.6Vdc
Rated Discharging Current (Room Temperature)	100A
Maximum Discharging Current (Room Temperature)	120A
Overdischarge Protection Release	Charge / Voltage Recovery
Protection Class	IP20
Parameters	
Overcharge Protection	3750mV@1s
Overcharge Protection Release	3550mV
Overcharge Release Method	Cell 3550mV or Discharge
Overdischarge Protection	2200mV@5s
Overdischarge Protection Release	2700mV
Overdischarge Release Method	Cell 2700mV or Charging
Overcurrent Protection (Charging)	320A@1s
Overcurrent Protection (Discharging)	370A@20ms
Overcurrent Release Method (Charging)	Remove Charger
Overcurrent Release Method (Discharging)	Disconnect Load
Over-temperature Protection	Protection at 70°C / Release at 50°C
Over-temperature Protection	Protection at 85°C / Release at 64°C
Packaging	
Single Unit Dimensions (L×W×H, mm)	280*213*228.5 ± 2mm
Shipping Dimensions (L×W×H, mm)	340*273*285mm
Net Weight (N.W.)	14.5kgs
Gross Weight (G.W.)	16.5kgs

W60 Series

Vehicle-mounted lithium iron phosphate battery pack







-  Automotive - grade Lithium Iron Phosphate Battery
-  9% High Output Efficiency
-  Long - lifespan, Safe and Reliable
-  Intelligent Charging System

MODEL	W60-40L	W60-50L	W60-60L
Cell Type	LiFePO4		
Rated Voltage	60V		
Rated Capacity	40AH	50AH	60AH
Rated Energy	2.4kwh	3kwh	3.6kwh
Output Efficiency	99%	99%	99%
State of Charge Retention	99%	99%	99%
Continuous Discharge Current @25°C	40A	50A	60A
Maximum Discharge Current	45A,30S	55A,30S	65A,30S
Low Voltage Alarm Voltage	52.25V		
Low Voltage Cut - off/Protection Voltage	47.5V		
Low Voltage Recovery Voltage	55.1V		
Continuous Charge Current @25°C	40A, 10A recommended	50A, 10A recommended	60A, 15A recommended
Maximum Charge Current	40A	50A	60A
Over - charge Protection Voltage	69.35V		
Over - charge Recovery Voltage	66.5V		
Discharge Operating Temperature	-20-60°C		
Charge Operating Temperature	0-55°C		
Storage Temperature	-20-45C@50%SOC shutdown storage		
Dimensions (Length * Width * Height)/mm	375*180*320	415*195*380	415*195*380
Weight	20kg	24kg	26kg

W72 Series

Vehicle-mounted lithium iron phosphate battery pack




-  Automotive - grade Lithium Iron Phosphate Battery
-  9% High Output Efficiency
-  Long - lifespan, Safe and Reliable
-  Intelligent Charging System




MODEL	W72-105L	W72-150L
Cell Type	LiFePO4	
Rated Voltage	72V	
Rated Capacity	105AH	
Rated Energy	7.56kwh	10.8kwh
Output Efficiency	99%	
State-of-Charge Retention	99%	
Continuous Discharge Current @25°C	105A	150A
Maximum Discharge Current	200A,10S	300A,10S
Low-Voltage Alarm Voltage	63.25V	
Low-Voltage Cut-off/Protection Voltage	57.5V	
Low-Voltage Recovery Voltage	66.7V	
Continuous Charge Current @25°C	100A,推荐30A	150A,推荐50A
Maximum Charge Current	100A	150A
Overcharge Protection Voltage	83.95V	
Overcharge Recovery Voltage	80.5V	
Discharge Operating Temperature	-20-60°C	
Charge Operating Temperature	0-55°C	
Storage Temperature	-20-45°C@50%SOC shutdown storage	
Dimensions (Length*Width*Height)/mm	870±1mmx220±1mmx312±1mm	
Weight	67kg	87.5kg

Charger for Low-Speed Lithium Powered Vehicles




CK series chargers for low - speed electric vehicles adopt an integrated lightweight structure;
Suitable for charging lithium - ion batteries of low - speed electric vehicles (electric bicycles, electric tricycles, A0 - class small cars, etc.).






CK Series Chargers Chargers for Low - Speed Lithium - Powered Vehicles

Model	CK-1000FP	CK-2000FP	CK-2000F
Model			
	1.0Kw Charger	2.0Kw Charger	2.0Kw Charger
Overall Dimensions (Length × Width × Height) mm	225x108x60	225x140x70	225x140x70
Maximum Output Current (A)	17 15 12	30 26 23	80 60 40
Rated Output Power (W)	1000W	2000W	2000W
Input Voltage (VAC, Typical Value)	200~240	200~240	200~240
Output Voltage	48 60 72	48 60 72	12 24 36
Applicable Battery Voltage	48 60 72	48 60 72	12 24 36
Maximum Efficiency	≥92%		
Output Voltage Regulation Accuracy	±1%		
Output Current Accuracy	±1%		
Operating Temperature	-20~45°C		
Protection Class	IP21		
Cooling Method	Forced Air Cooling		
Protection Functions	OVP/OTP/Short Circuit Protection/Under Voltage Protection		
Battery Reverse Polarity Protection	After reverse connection, the charger alarms; after correct wiring, it recovers automatically		
Trickle Activation Function for Depleted Batteries	When detecting too low battery voltage, perform trickle charging to activate the battery		

Waterproof Charger for Low - Speed Lithium - Powered Vehicles

Model	CK-1000WP	CK-2000WP	CK-3300WP
Model	 1.0Kw Charger	 2.0Kw Charger	 3.3Kw Charger
Overall Dimensions (Length × Width × Height) mm	281x128x80	282x168x95	282x168x95
Maximum Output Current (A)	17 15 12	23 26 30	50 35 35
Rated Output Power (W)	1000W	2000W	3300W
Input Voltage (VAC, Typical Value)	200~240	200~240	200~240
Output Voltage	48 60 72	72 60 48	48 60 60
Applicable Battery Voltage	48 60 72	72 60 48	48 60 60
Maximum Efficiency	≥92%		
Output Voltage Regulation Accuracy	±1%		
Output Current Accuracy	±1%		
Operating Temperature	-20~45°C		
Protection Class	IP67		
Cooling Method	Radiation cooling + air cooling		
Protection Functions	OVP/OTP/Short - circuit protection/Under - voltage protection		
Battery Reverse Polarity Protection	After reverse connection, the charger alarms; after correct wiring, it automatically recovers.		
Trickle Activation Function for Depleted Batteries	When detecting that the battery voltage is too low, perform trickle charging to activate the battery.		

CK Series Chargers Charger for Electric Industrial Vehicles (Fixed - type)

Model	CK-5000FP	CK-20KFP	CK-120KFP
	 5.0Kw Charger	 20Kw Charger	 120Kw Charger
Model Name	5.0Kw Charger	20Kw Charger	120Kw Charger
Overall Dimensions(mm)	386x169x360	472x452x597	720x520x1700
Maximum Output Current (A)	60 80 100	300 200	250
Rated Output Power (W)	3600 4800 6000	10KW 20KW	120
Input Voltage (VAC, Typical Value)	380V±15% Three-Phase Four-Wire		
Power Factor	/	/ /	≥0.99
Current Total Harmonic Distortion (THD)	/	/ /	THDi≤5
Output Voltage	65	65 100	200 - 750
Applicable Battery Voltage	48V120 - 180AH 48V160 - 240AH 48V200 - 300AH	48 80	200 - 400V Voltage platform
Maximum Efficiency	≥92%		≥96%
Output Voltage Regulation Accuracy	±1%		±0.5%
Output Current Accuracy	±1%		±1%
Operating Temperature	-15~45°C		-40~70°C
Protection Class (IP Rating)	IP21		IP54
Cooling Method	Air Cooling		
Protection Functions	OVP/OTP/Short Circuit Protection/Under-Voltage Protection		
Battery Reverse Polarity Protection	After reverse connection, the charger alarms; automatically recovers when wired correctly.		
Trickle Activation Function for Depleted Batteries	When detecting excessively low battery voltage, perform trickle charging to activate the battery.		/

Marine Power Solution

The marine environment is complex, affected by factors such as air, humidity, and seawater. Power demand is unstable. To ensure the efficiency, safety, and stability of living and operation power on board, and to guarantee the normal operation of users' electrical equipment, a reliable power solution is essential. It covers lighting and power supply for living areas and operation areas, providing users with basic life - supporting power, such as air conditioners and refrigerators.

Full - life Cycle Protection

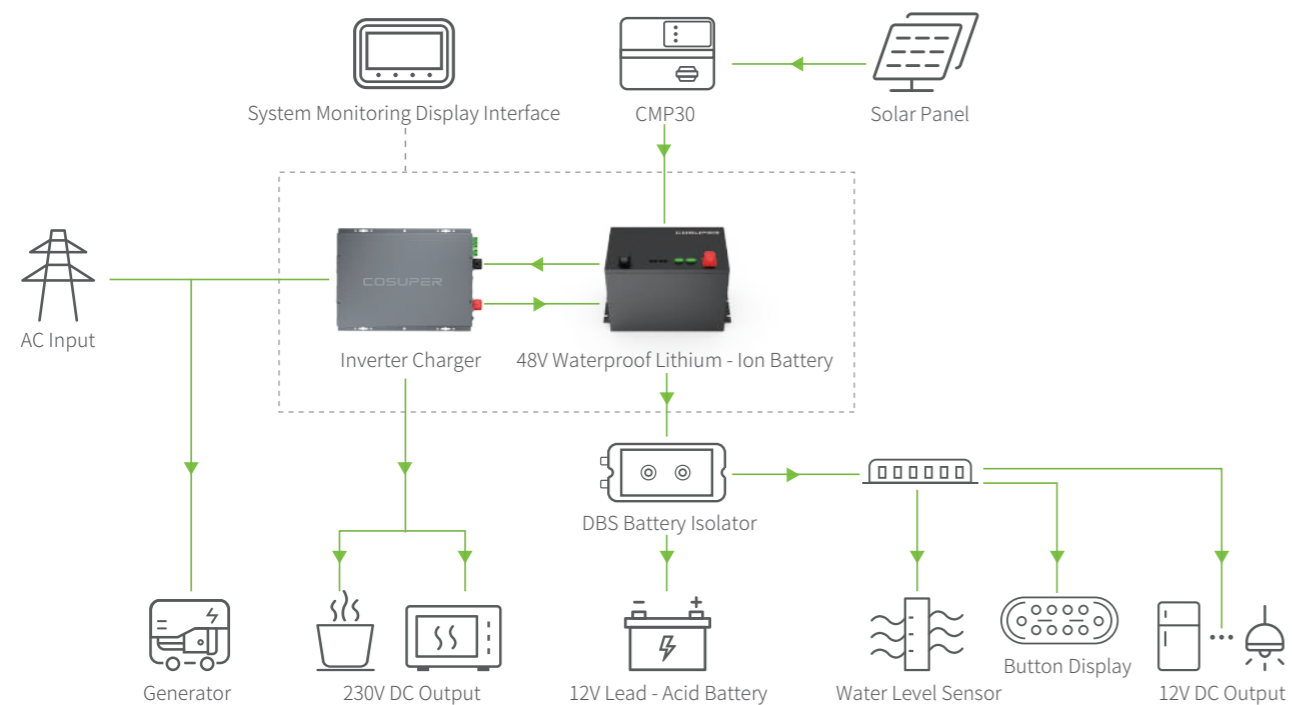
- High - reliability protection design, resisting high humidity, high salt, high - temperature environments
- More secure system, intelligent self - inspection, lighter and more portable, reducing the risk of battery thermal runaway

Modular Expansion Design

- Standardized design, easy to expand, supporting flexible configuration according to different sizes and capacities of ships
- The system is divided into independent modules, supporting intelligent remote monitoring

Efficient Utilization

- Cycle times reach 50,000+, with high temperature resistance and stability; modular design makes equipment management and control more convenient



Special Application Solution

Many of these vehicles need to support special operations while moving, so constant AC output is much more important than anything else, especially for emergency vehicles. While moving, the battery can be charged from an AC generator, and the COSUPER inverter charger or inverter will provide reliable AC output anywhere the customer carries it. When the vehicle returns to the station, the battery can also be charged via an inverter charger or a battery charger.

24-hour Reliable Power Supply

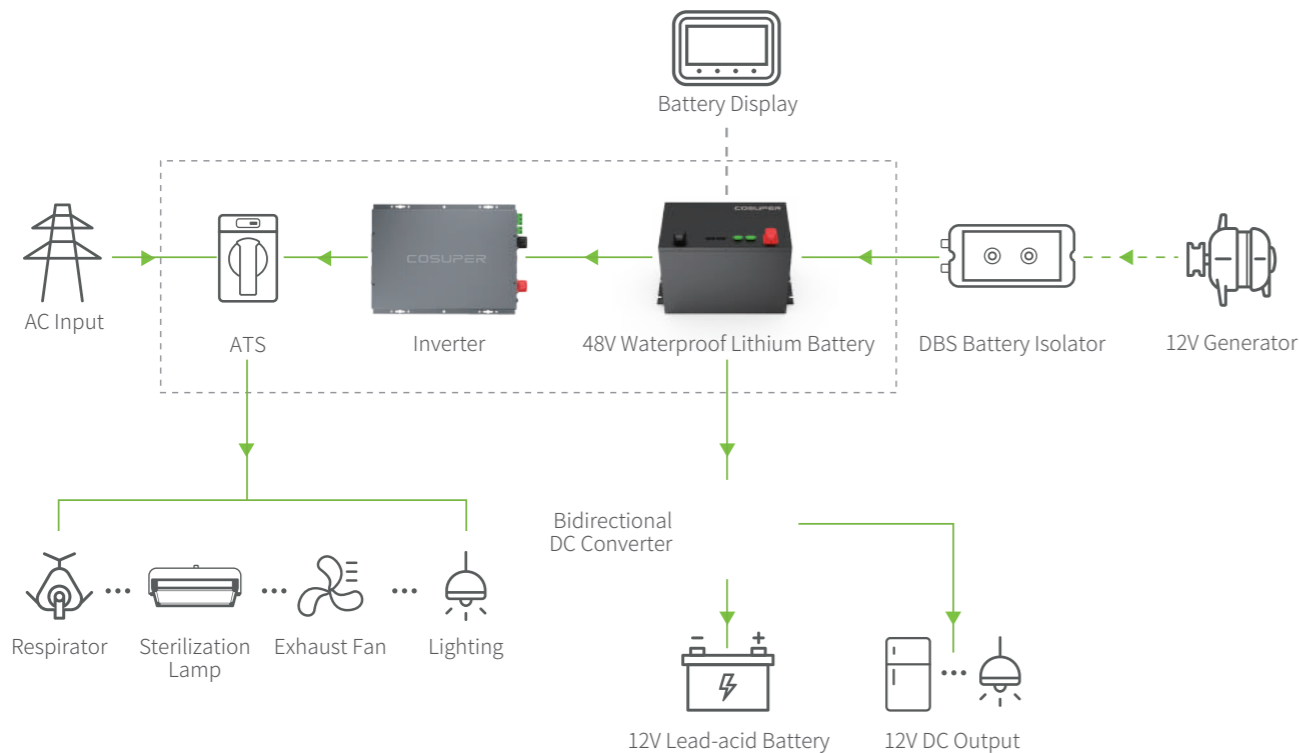
- Adopt lithium iron phosphate battery, which can provide uninterrupted power even in harsh environments.
- High - reliability protection performance, resistant to high and low temperatures, vibrations and other harsh environments.

Tailor-made Design

- Provide customized solutions to adapt to different types and sizes of special vehicles.
- Reduce engine idling to drive air conditioners and other loads, greatly saving fuel consumption costs.

Towards A Greener And Cleaner Environment

- Support multiple charging sources, including shore power and solar panels, for worry - free electricity use.
- Translation: Integrate renewable solar energy, reduce gas emissions and pollution, and enhance sustainability.



Case Studies

- Vehicle-mounted Energy Storage Application Case
- Portable Energy Storage Application Case
- Home Energy Storage Application Case
- PV-Storage-Diesel Energy Storage Application Case

Home Energy Storage Application Cases



Home Energy Storage Application Cases

Specification: 22kW/20kWh
 Function: The system features a robust 22kW output for heavy loads like ACs and heat pumps, with built-in 20kWh storage.



Wall Mounted Lithium Battery Case Application Cases

Specification: 10kWh
 Function: Deployment of two 5kWh wall-mounted Li-ion battery units in Pakistan to provide critical backup power supply



Home Energy Storage Application Cases

Specification: 12kW/20kWh
 Function: Fill the gap between peak and valley power consumption, reduce electricity costs, and significantly control energy costs



Home Energy Storage Application Cases

Specification: 10kW/30kWh
 Function: Supports solar-priority power supply, enabling 8-12 hours of continuous off-grid operation for household loads.

MICROGRID-PV-STORAGE-DIESEL Charging System Application Cases



Scale: 50kW/112kWh
Function: A resilient, off-grid microgrid, integrating solar, storage, and diesel to overcome grid instability and cut fuel costs.



Scale: 50kW/112kWh
Function: Designed for grid instability and high fuel costs, it delivers reliable, automated power.



Scale: 125kW/336kWh
Function: A robust system deployed for solar-powered agricultural irrigation in remote farming region.



Scale: 125kW/261kWh
Function: Peak Shaving and Vally filling; Reduce long-term energy costs

Application Cases of Vehicle-mounted Energy Storage



Vehicle-mounted Integrated Power Distribution System
Foreign aid medical vehicle (mobile diagnosis and treatment)

Customer requirement:
Provide solutions to outdoor station power supply problems
Core components:
Inverter, energy storage battery, mains power distribution



Vehicle-mounted Integrated Power Distribution System
Foreign aid medical vehicle (mobile diagnosis and treatment)

Customer requirement:
The vehicle is equipped with precision medical instruments, which require stable AC and DC power supply
Core components:
Inverters, energy storage batteries, and municipal power distribution



48V RV Solution
Well-known RV modification factory

Customer requirement:
48V self-propelled RV power system
Core components:
Photovoltaic panels, inverters, energy storage lithium batteries, etc



Special Vehicle Solution
Well-known automobile modification factory

Customer requirement:
Reliable power supply for lighting, communication, and alarm systems
Core components:
Inverter, energy storage battery, etc.